



# 2016 PRODUCT AND SYSTEM TECHNICAL TRAINING COURSE CATALOG

MOTOROLA SOLUTIONS LEARNING  
LATIN AMERICA



# WELCOME

Choosing Motorola is only the beginning.

Next: Get trained on Motorola Solutions' latest innovations and improve your proficiency with our expanding training portfolio!

With versatile training solutions and best practices from our expert instructors and designers, you can increase the return on your technology investment throughout the product and system lifecycle.

Motorola Solutions Learning provides your organization a one-stop shop, end-to-end training service: from needs analysis and consultancy to course development, customization, delivery, and logistics.

Let Motorola Solutions Learning work with your team to ensure that your organization configures, operates and maintains your products and systems to effectively and efficiently meet your specific needs.

## CATALOG TABLE OF CONTENTS

### **GENERAL INFORMATION** [3](#)

**HOW TO REGISTER** [4](#)

**TRAINING OPTIONS AND POLICIES** [5](#)

**HELPFUL INFORMATION** [6](#)

### **COURSES** [7](#)

**FOUNDATIONAL** [8](#)

**ASTRO® 25 IV&D SYSTEMS** [18](#)

**TETRA** [40](#)

**CONSOLES** [47](#)

**SUBSCRIBERS** [53](#)

**MOTOTRBO™** [64](#)

**VERTICAL MARKET** [75](#)

**PUBLIC SAFETY LTE** [77](#)

**OTHER** [80](#)

### **CONTACT US** [83](#)



# GENERAL INFORMATION



# HOW TO REGISTER

## THE LEARNING MANAGEMENT SYSTEM (LMS)

The LMS is your valuable resource to see the latest courses, descriptions, requirements, dates and locations.

If you are a Motorola Solutions Customer who already has a Motorola User ID, you can go to the “Enroll in a Course” section for further instructions.



### SET UP A NEW USER ACCOUNT AND PASSWORD

#### CREATE A MOTOROLA USER ID:

- Visit: <https://learning.motorolasolutions.com>
- Click the “Register” link at the bottom right of the Log In box
- Complete all the mandatory fields
- Enter your work email address, i.e., name@company.com.

**This will be your Motorola User ID**

- Click the “Submit” button
- You will receive a confirmation of your submission
- When your LMS account setup has been completed, you will receive an email with your login information

**LOOK FOR THIS ICON  
THROUGHOUT THE  
CATALOG FOR EASY  
ACCESS TO THE LMS**



### ENROLL IN A COURSE (ONCE YOU HAVE AN LMS ACCOUNT)

#### ENROLL IN A COURSE:

- Log in to the LMS: <https://learning.motorolasolutions.com>
- Enter your Motorola User ID/work email address
- Enter your Password (If you need to reset your password or forgot it, [click on the Forgot/Reset Password link](#))
- Click “Log In”
- Navigate to the Training Catalog link
- All Instructor-Led and Online courses are available here
- Select relevant course and click Enroll to begin

#### QUESTIONS ABOUT YOUR ACCOUNT OR A COURSE?

Your Help Desk information can be located in the top, right hand corner of the catalog pages.

You can also [click here](#) to view the Help Desk contact information in your region.



## GENERAL INFORMATION

For information on prerequisites and to register for courses visit the LMS at:  
[LEARNING.MOTOROLASOLUTIONS.COM](http://LEARNING.MOTOROLASOLUTIONS.COM)

For general information contact the Latin America Learning Help Desk at:  
[training.LACR@motorolasolutions.com](mailto:training.LACR@motorolasolutions.com)

# TRAINING OPTIONS, POLICIES AND REQUIREMENTS

## TRAINING OPTIONS

### RESIDENT, INSTRUCTOR-LED TRAINING

Resident training consists of regularly scheduled classes conducted at one of the Motorola Technical Training Centers. The centers are set up so students can immerse themselves in the subject matter, with limited distractions. They receive substantial time for hands on training that enables them to develop creative solutions for unique problems. Resident training includes a diverse customer base; therefore, the classroom equipment is modeled upon a standard configuration. In addition, some courses include media-based activities that are facilitated by the instructor. Advance registration is required.

### ON-SITE TRAINING AT YOUR LOCATION

All course titles can be delivered at your location, taught by our knowledgeable instructor staff. For more information on our on-site delivery options, contact us at: [training.lacr@motorolasolutions.com](mailto:training.lacr@motorolasolutions.com).

### ONLINE SELF-PACED

Online Self-Paced learning allows you to gain foundational knowledge on a variety of topics using your own computer, at your own schedule. Select courses from the recommendations listed in the Training Roadmaps from each product area of the catalog, or simply based upon your own personal need. Just look for courses with the Online Self-paced.



## UNDERSTANDING THE ICONS



**INSTRUCTOR-LED**



**ONLINE SELF-PACED**



**OPTIONAL COURSE**



**TEST**



**NEW COURSE**

## POLICIES AND REQUIREMENTS

### CANCELLATION AND RESCHEDULING BY THE STUDENT

Customer cancellation or rescheduling made less than 30 days prior to the class start date will be subject to the full course tuition.

### CANCELLATION AND RESCHEDULING BY MOTOROLA

Motorola reserves the right to change or cancel classes up to 10 business days prior to the class start date. You will be notified at that time of such change or cancellation.

### PROFESSIONALISM

Students are expected to maintain professional conduct and dress at all times. Class dress is casual, but smart. For safety and security reasons, we cannot permit shorts, thong type sandals, or tank tops in the classroom.

### LAPTOP REQUIREMENTS

Many of our classes now require students to bring their laptops to the classroom so that they may utilize an electronic copy of the class material. Please review your enrollment confirmation email for specific requirements for your class.

### TRAINING CONTENT AND STRATEGY DISCLAIMER

All of Motorola training classes are designed to support and align with the Motorola Service strategy for each product. This strategy may include a combination of (but not limited to) processes, procedures, recommendations, and instructor experiential advice which may involve repair, replacement, and or recovery of hardware, software, or firmware of Motorola products. The repair, replacement, or recovery of these products may vary from product to product. Motorola reserves the right to change the structure and content of all courses at any time.

## GENERAL INFORMATION

For information on prerequisites and to register for courses visit the LMS at:  
[LEARNING.MOTOROLASOLUTIONS.COM](http://learning.motorolasolutions.com)

For general information contact the Latin America Learning Help Desk at:  
[training.LACR@motorolasolutions.com](mailto:training.LACR@motorolasolutions.com)

# HELPFUL INFORMATION

## FOR QUESTIONS AND ASSISTANCE

The **LMS Helpdesk** is available for you Monday - Friday from 8:00am - 6:00pm (U.S. EST) on the phone numbers listed on the table below. Attention is available in Spanish, Portuguese and English. You may also email our LMS Helpdesk at:  
[training.lacr@motorolasolutions.com](mailto:training.lacr@motorolasolutions.com).

Call the phone number of your convenience in the **Learning Helpdesk** phone numbers list below:

COUNTRY	LOCAL PHONE NUMBER
Argentina	0800-333-3708
Brazil	0800-892-4264
Chile	123-0020-2126
Colombia	01-800-710-2285
Costa Rica	0800-013-1450
Mexico	001-855-241-8253
Panama	001-800-205-3867
Peru	0800-55760
Venezuela	0800-100-9332

For assistance you can also dial one of the following direct phone lines according to your language of preference:

### LEARNING HELPDESK PHONE NUMBERS

Spanish	DID 3127255372
Portuguese	DID 3127255373
Caribbean	DID 3127255368

For assistance specific for partner accounts please contact us at:  
[partners.lacr@motorolasolutions.com](mailto:partners.lacr@motorolasolutions.com).

## HOW TO MAKE PAYMENTS WHEN ENROLLING IN A COURSE

### HOW TO MAKE PAYMENTS WHEN REGISTERING

For your convenience we accept the following method of payment:


- Credit Card
- Bank Transfer

Prepayment is required to secure your registration and it must be received by Motorola 30 days prior to your attendance.

Contact the Help Desk for assistance with payment and Bank Transfer specifications. All pricing listed is US dollars.



## DOWNLOAD THE LATIN AMERICA TRAINING SCHEDULE



## TRAINING SCHEDULE


Click on the above download link to access the schedule file or visit:

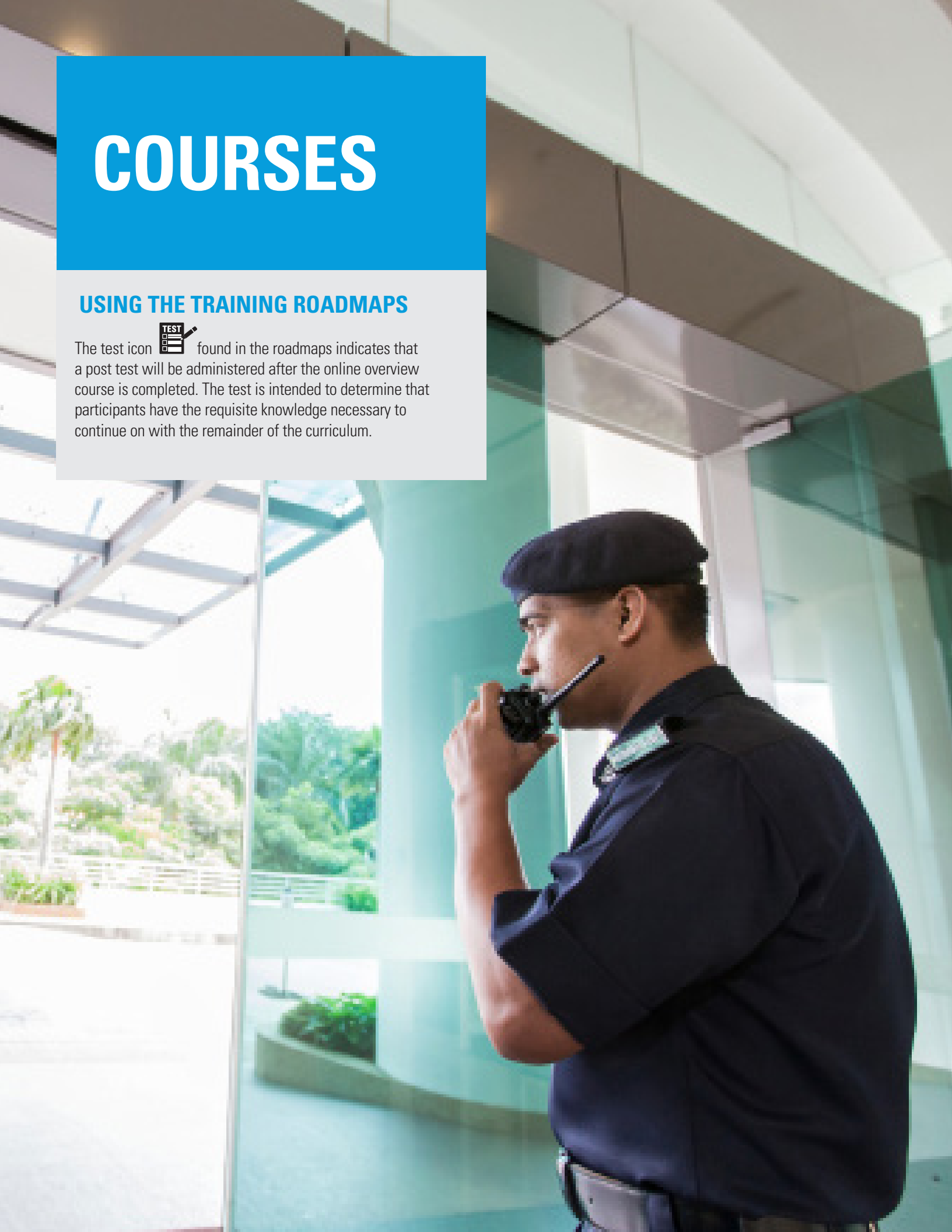
[Latin America Training Schedule](#)

To view the most current details for any of our courses, please register for an account (see Page 4) and log into the Motorola Solutions Learning Management System (LMS) at: [learning.motorolasolutions.com](http://learning.motorolasolutions.com) or call the helpdesk for assistance. Attention is available in Spanish, Portuguese and English. You may also email our LMS Helpdesk at:  
[training.lacr@motorolasolutions.com](mailto:training.lacr@motorolasolutions.com).

# COURSES

## USING THE TRAINING ROADMAPS

The test icon  found in the roadmaps indicates that a post test will be administered after the online overview course is completed. The test is intended to determine that participants have the requisite knowledge necessary to continue on with the remainder of the curriculum.



# FOUNDATIONAL COURSES

<b>BASIC RF</b> (RDS0002)	<b><u>11</u></b>
<b>BASIC RADIO</b> (RDS0004)	<b><u>11</u></b>
<b>BASIC NETWORKING</b> (RDS0003)	<b><u>11</u></b>
<b>RF FOR RADIO PROFESSIONALS</b> (RDS2012)	<b><u>12</u></b>
<b>RADIO COMMUNICATION SYSTEMS</b> (RCS001E)	<b><u>12</u></b>
<b>RADIO SYSTEMS OVERVIEW</b> (RCS002E)	<b><u>12</u></b>
<b>THEORY OF RADIO OPERATION</b> (RCS003E)	<b><u>13</u></b>
<b>BRIDGING THE KNOWLEDGE GAP FOR ASTRO® 25 – TECHNICIAN</b> (ACT100-E)	<b><u>13</u></b>
<b>BRIDGING THE KNOWLEDGE GAP FOR ASTRO® 25 – SYSTEM ADMINISTRATOR</b> (ACT101-E)	<b><u>13</u></b>
<b>COMMUNICATION SYSTEMS CONCEPTS</b> (NST021)	<b><u>14</u></b>
<b>THE VALUE OF R56 COMPLIANCE</b> (NST925-1)	<b><u>14</u></b>
<b>INTRODUCTION TO R56</b> (NST925-2)	<b><u>15</u></b>
<b>SITE INSTALLATION PRACTICES WORKSHOP (R56)</b> (NST925)	<b><u>15</u></b>
<b>FUNDAMENTALS OF NETWORKS FOR LA</b> (AEL1300)	<b><u>15</u></b>
<b>MOTOTRBO™ SYSTEMS APPLIED NETWORKING</b> (PCT2007)	<b><u>16</u></b>
<b>ASTRO® 25 SYSTEMS APPLIED NETWORKING</b> (NWT003)	<b><u>16</u></b>

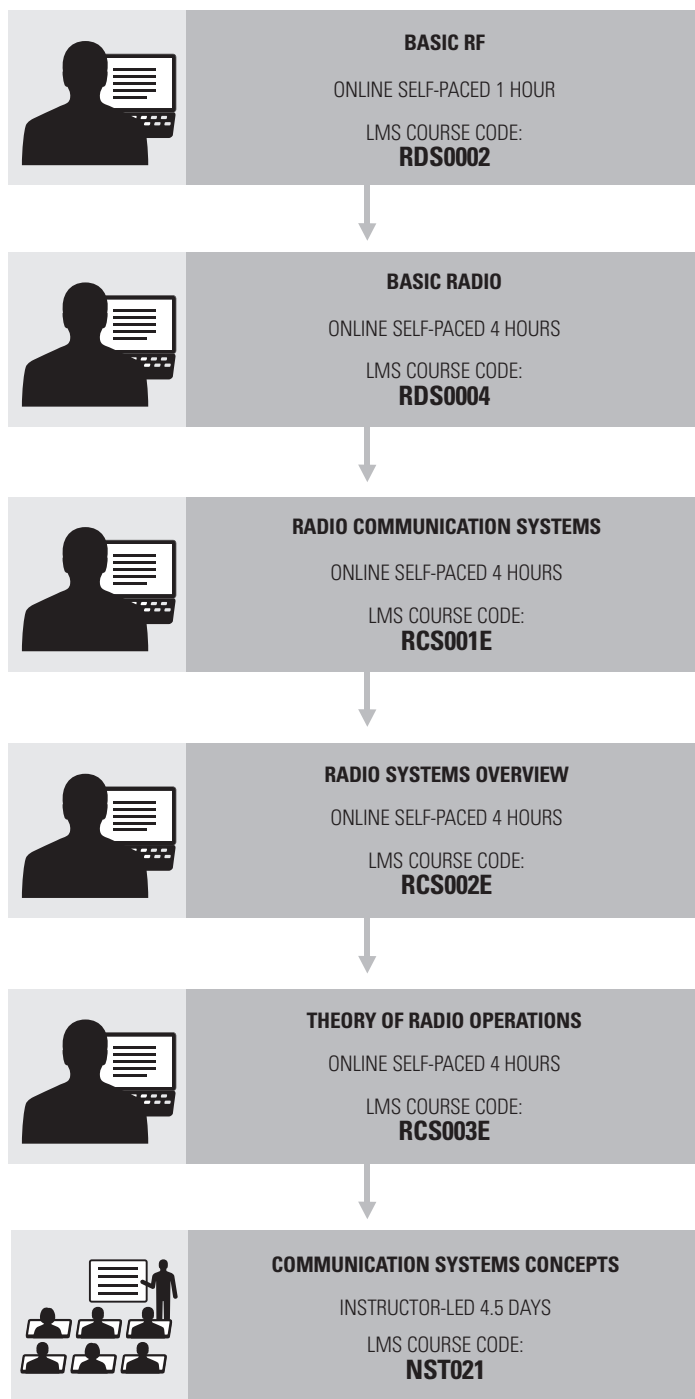


**THE LEARNING  
MANAGEMENT  
SYSTEM (LMS)**

To register for a course, go to  
[learning.motorolasolutions.com](https://learning.motorolasolutions.com)

## RF FUNDAMENTALS

### RF BASICS / RADIO SYSTEM BASICS



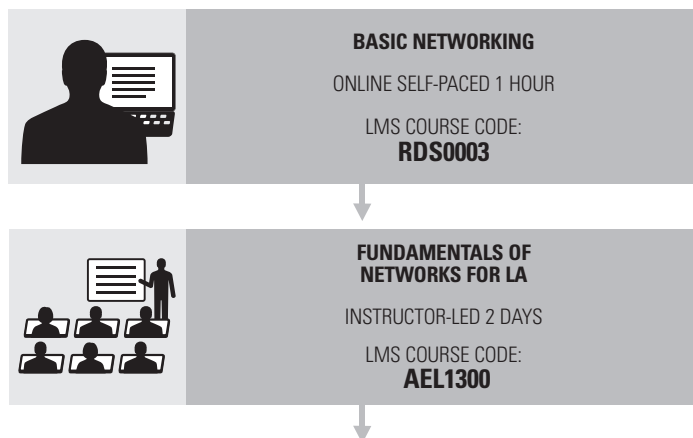


## RADIO SOLUTIONS FOUNDATIONAL


For information on prerequisites and to register for courses visit the LMS at:  
[LEARNING.MOTOROLASOLUTIONS.COM](http://LEARNING.MOTOROLASOLUTIONS.COM)

For general information contact the Latin America Learning Help Desk at:  
[training.LACR@motorolasolutions.com](mailto:training.LACR@motorolasolutions.com)

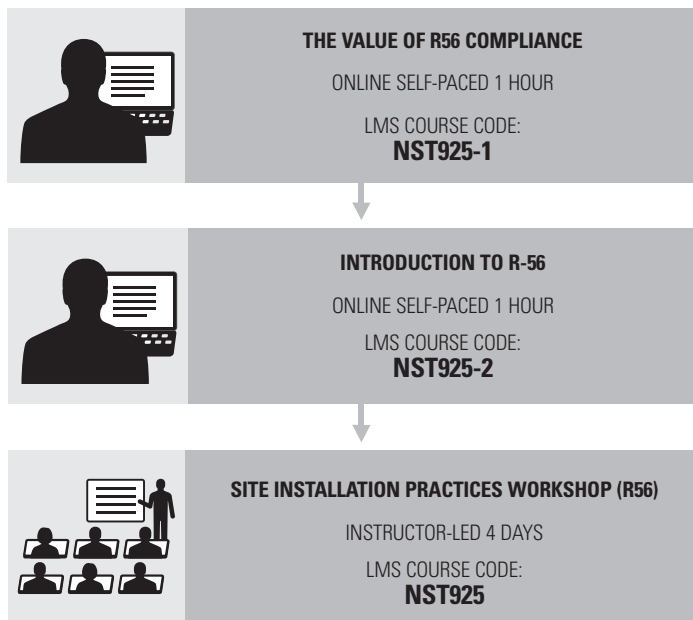
### IP/NETWORKING FUNDAMENTALS



### ASTRO® 25 SOLUTIONS



### R56 FUNDAMENTALS



**NEW**

[CLICK HERE TO GO TO PAGE 18 FOR MORE DETAILS ON ASTRO® 25](#)

**NEW**

[CLICK HERE TO GO TO PAGE 40 FOR MORE DETAILS ON TETRA](#)

**NEW**

[CLICK HERE TO GO TO PAGE 64 FOR MORE DETAILS ON MOTOTRBO™](#)

### CURRICULUM COMPLETE

PARTICIPANT HAS IP PROTOCOLS AND NETWORKING SKILLS TO USE MOTOROLA SYSTEMS REQUIRING ADVANCED TECHNICAL TRAINING.

## RADIO SOLUTIONS FOUNDATIONAL

For information on prerequisites and to register for courses visit the LMS at:  
[LEARNING.MOTOROLASOLUTIONS.COM](http://LEARNING.MOTOROLASOLUTIONS.COM)

For general information contact the Latin America Learning Help Desk at:  
[training.LACR@motorolasolutions.com](mailto:training.LACR@motorolasolutions.com)

### BASIC RF

#### COURSE OVERVIEW

This course emphasizes the concepts behind RF Systems theory and operation. Topics include basic radio transmitters and receivers, RF propagation, modulation, antenna systems, transmission lines and data-communications.

#### AUDIENCE

Technical staff who need to understand Communication Systems Concepts including basic radio, RF propagation, modulation, antenna systems, transmission lines and data-communications.

#### COURSE OBJECTIVES

After completing this course, the student will be able to:

- Describe electrical principles, including direct and alternating current
- Describe the basic structure of radio transmitters and receivers
- Describe the operation of the antenna system
- Identify different types of transmission media
- Describe RF propagation and understand system gains in a link budget

#### REQUISITE KNOWLEDGE

None



**ONLINE SELF-PACED**  
LENGTH: 1 HOUR  
LMS COURSE CODE:  
**RDS0002**

### BASIC RADIO

#### COURSE OVERVIEW

The purpose of this course is to provide the student with the basic, foundational land mobile two-way radio knowledge required when working with Motorola Solutions. This course is ideal for all people who sell or service land mobile two-way radios and it was especially designed to meet the needs of the MR Channel and Motorola Solutions employees.

#### AUDIENCE

Motorola Solutions Partners and Employees.

#### COURSE OBJECTIVES

After completing this course, the student will be able to:

- Define what a two-way radio is
- Describe two-way radio components
- Describe communication types
- List and describe ways of expanding coverage
- Describe analog and digital solutions
- Describe how transmit and receive processes work in conventional and trunked two-way radio
- Define system scalability
- Identify the considerations to implementing a two-way radio
- List the characteristics of single-site, single-zone and multi-zone systems
- Explain the concept of two-way radio security
- Describe the open standards for the following technologies: APCO P25, TETRA and DMR

#### REQUISITE KNOWLEDGE

Completion of the following course(s) or equivalent experience:

- Basic RF (RDS0002)



**ONLINE SELF-PACED**  
LENGTH: 4 HOURS  
LMS COURSE CODE:  
**RDS0004**

### BASIC NETWORKING

#### COURSE OVERVIEW

This course provides a detailed description of the fundamentals of system networking. Topics include the OSI seven layer model, bridges and switches, IP and routing, applications and security.

#### AUDIENCE

Engineers who need to understand the essentials of system networking.

#### COURSE OBJECTIVES

After completing this course, the student will be able to:

- Identify the Elements and Interconnectivity of a basic network
- Define the OSI and TCP/IP Models
- Define the advantages of different Network Layout Options
- List the Physical and Data-Link Layers of the OSI and TCP/IP Models
- Define the Network and Transport Layers of the OSI and TCP/IP Models
- Identify the Service Layers within the OSI and TCP/IP Model
- Define the concept of Network Security
- Identify standards organizations

#### REQUISITE KNOWLEDGE

None



**ONLINE SELF-PACED**  
LENGTH: 1 HOUR  
LMS COURSE CODE:  
**RDS0003**



**CLICK HERE TO VIEW THE  
LATIN AMERICA SCHEDULE**

## RADIO SOLUTIONS FOUNDATIONAL

For information on prerequisites and to register for courses visit the LMS at:  
[LEARNING.MOTOROLASOLUTIONS.COM](http://LEARNING.MOTOROLASOLUTIONS.COM)

For general information contact the Latin America Learning Help Desk at:  
[training.LACR@motorolasolutions.com](mailto:training.LACR@motorolasolutions.com)

### RF FOR RADIO PROFESSIONALS

#### COURSE OVERVIEW

This course emphasizes the concepts behind RF Systems theory and operation. Topics include basic radio transmitters and receivers, RF propagation, modulation, antenna systems, transmission lines and data-communications.

#### AUDIENCE

- Technical staff, who need to understand Communication Systems Concepts including basic radio, RF
- propagation, modulation, antenna systems, transmission lines and data-communications.

#### COURSE OBJECTIVES

Course consists of six modules: Advanced RF: Introduction, Transmission Lines, RF Hardware Filters, RF Performance, Test Equipment, and Troubleshooting.

After completing this course, the student will be able to:

- Describe basic circuit-related phenomena and elements
- Describe the filtering process and types of RF filters List
- Describe and compare digital modulation schemes List common frequency spectrum bands and describe their common uses
- Describe the transmission line theory Provide the rules for cable selection, routing and installation
- List advanced RF hardware filters, and provide their descriptions
- Discuss RF performance issues
- List and describe transmitter performance parameters
- List and describe receiver performance parameters
- List and describe common test equipment Describe the RF troubleshooting process

#### REQUISITE KNOWLEDGE

Basic RF (RDS0002)

### RADIO COMMUNICATION SYSTEMS

#### COURSE OVERVIEW

This course provides associates in the technology and telecommunications field knowledge on wireless communications systems. How two-way radio works, and the basic components of a communication system are presented and explained. Simplex, duplex, and repeater operational theory is provided in addition to learning targeted on spectrum, frequency, and range considerations. Participants will also learn foundational operational theory on voting systems, trunking systems, and data communication systems in addition to the role transmission line, antenna, and frequency modulation play in the performance of a two-way radio communication system. Interactive testing accompanies each learning module to help the student retain and apply their foundational knowledge.

#### AUDIENCE

General.

#### COURSE OBJECTIVES

After completing this course, the student will be able to:

- Understand the terminology associated with two-way radio communication equipment and systems
- Describe the purpose and characteristics of basic two-way radio systems, dispatcher systems, wide and total coverage systems, trunking systems and digital communication systems
- Understand decibels, transmission line characteristics, antennas and modulation concepts

#### REQUISITE KNOWLEDGE

None



ONLINE SELF-PACED

LENGTH: 4 HOURS

LMS COURSE CODE:  
**RCS001E**

### RADIO SYSTEMS OVERVIEW

#### COURSE OVERVIEW

This course will provide associates in the wireless technology and telecommunications field with foundational technical knowledge on Motorola two-way radio system solutions including conventional systems, trunked systems and Astro® 25 digital systems. Each learning module provides instruction on the specific components of the system and engages the student with graphic interaction and challenging questions. After completing this program students will have an excellent foundational and technical understanding of the primary two-way radio systems utilized by Motorola business and government solution customers. Interactive testing accompanies each learning module to help the student retain and apply their foundational technical knowledge.

#### AUDIENCE

General.

#### COURSE OBJECTIVES

After completing this course, the student will be able to:

- Describe the signaling features of a conventional radio
- Explain the basic operation of a trunked system
- Describe the signaling features of a trunked radio
- Explain the basic operation of a digital system
- Describe the signaling features of a digital radio
- Explain and understand the characteristics of analog to digital signaling
- Describe digital features including: encryption, error protection, voice and data integration, and continuous unit ID

#### REQUISITE KNOWLEDGE

None



ONLINE SELF-PACED

LENGTH: 4 HOURS

LMS COURSE CODE:  
**RCS002E**



ONLINE SELF-PACED

LENGTH: 1 HOUR

LMS COURSE CODE:  
**RDS2012**



CLICK HERE TO VIEW THE  
LATIN AMERICA SCHEDULE

## RADIO SOLUTIONS FOUNDATIONAL

For information on prerequisites and to register for courses visit the LMS at:  
[LEARNING.MOTOROLASOLUTIONS.COM](http://LEARNING.MOTOROLASOLUTIONS.COM)

For general information contact the Latin America Learning Help Desk at:  
[training.LACR@motorolasolutions.com](mailto:training.LACR@motorolasolutions.com)

### THEORY OF RADIO OPERATION

#### COURSE OVERVIEW

This course will provide associates with foundational technical knowledge on the theory of radio operation...how it works. The learning in this course will include basic radio operation, transmitter and receiver operation, frequency generation, control functions, and digital operation. Each learning module provides instruction on the specific operational characteristics of the system and engages the student with graphic interaction and comprehensive theory pertaining to the targeted learning objectives. After completing this course students will have a better understanding of the core operational characteristics of a wireless communication system and be able to apply their foundational knowledge in their technology related discipline. Interactive testing accompanies each learning module to help the student retain and apply their knowledge.

#### AUDIENCE

General.

#### COURSE OBJECTIVES

After completing this course, the student will be able to:

- Explain the basic operation of a two-way radio
- Understand the basic signal flow of a two-way radio
- Describe the elements that comprise a two-way radio
- Explain the how and why of frequency generation circuitry
- Explain the how and why of receiver circuitry
- Explain the basic operation of the transmitter circuitry
- Explain the basic operation of the controller/audio circuitry
- Describe the digital elements in a digital radio
- Understand and describe the basic steps involved in the digital radio transmitter and receiver

#### REQUISITE KNOWLEDGE

None



**ONLINE SELF-PACED**  
LENGTH: 4 HOURS  
LMS COURSE CODE:  
**RCS003E**

### BRIDGING THE KNOWLEDGE GAP FOR ASTRO® 25 – TECHNICIAN

#### COURSE OVERVIEW

This seven-module course is designed to bring Technicians from different technical backgrounds and experience levels to a common starting point for the ASTRO 25® curriculum. This course provides seven modules from the basic concepts of radio communication systems and computer networking features, through the evolution that led to the ASTRO 25 trunking system's architecture.

#### AUDIENCE

This course is intended for System Technicians, and other ASTRO 25 system users who are new to trunked radio systems. Also those with experience in non-IP-based radio systems like SmartNet and SmartZone.

#### COURSE OBJECTIVES

After completing this course, the student will be able to:

- Explain the different radio system concepts as applied to conventional and trunked systems
- Compare analog radio communication signaling to ASTRO 25 radio communications signaling
- Identify different communication concepts using representative block diagrams of the respective systems
- Compare radio system communication concepts using representative block diagrams of the respective systems
- Compare how voice and data, information flow through different radio communication system types and how the signaling information controls that flow of information
- Describe the features of each radio communication system in terms of advantages and disadvantages

#### REQUISITE KNOWLEDGE

None



**ONLINE SELF-PACED**  
LENGTH: 4 HOURS  
LMS COURSE CODE:  
**ACT100-E**

### BRIDGING THE KNOWLEDGE GAP FOR ASTRO® 25 – SYSTEM ADMINISTRATOR

#### COURSE OVERVIEW

This five-module course is designed to bring Administrators from different technical backgrounds and experience levels to a common starting point for the ASTRO® 25 curriculum. This course provides seven modules from the basic concepts of radio communication systems and computer networking features, through the evolution that led to the ASTRO 25 trunking system's architecture.

#### AUDIENCE

System Administrators who are new to trunked radio systems. Also those with experience in non-IP-based radio systems like SmartNet and SmartZone.

#### COURSE OBJECTIVES

After completing this course, the student will be able to:

- Identify different communication concepts using representative block diagrams of the respective systems
- Compare radio system communication concepts using representative block diagrams of the respective systems
- Compare how voice and data information flows through different radio communication system types, and how the signaling information controls that flow of information
- Describe the features of each radio communication system in terms of advantages and disadvantages
- Explain the Trunked Radio System Concepts

#### REQUISITE KNOWLEDGE

None



**ONLINE SELF-PACED**  
LENGTH: 4 HOURS  
LMS COURSE CODE:  
**ACT101-E**



**CLICK HERE TO VIEW THE  
LATIN AMERICA SCHEDULE**

## RADIO SOLUTIONS FOUNDATIONAL

For information on prerequisites and to register for courses visit the LMS at:  
[LEARNING.MOTOROLASOLUTIONS.COM](http://LEARNING.MOTOROLASOLUTIONS.COM)

For general information contact the Latin America Learning Help Desk at:  
[training.LACR@motorolasolutions.com](mailto:training.LACR@motorolasolutions.com)

### COMMUNICATION SYSTEMS CONCEPTS

#### COURSE OVERVIEW

The Communication Systems Concepts course emphasizes the concepts behind RF Systems theory and operation. Major topics covered include:

- RF System Operation, including talkaround, repeater operation, and types of signaling used in RF Systems
- A basic walkthrough of building a communication system from 'Simplex', to 'Half Duplex', 'Voting Systems', and 'Simulcast' is done, emphasizing the improvements in communication obtained with each step:
- Trunking Operation, including Smartzone operation
- Types of modulation used in RF System operation, including ASTRO®
- Radio frequency path including the antenna and transmission line
- Decibels and their uses on the job
- RF Propagation/RF Interference
- Basic Troubleshooting practices from the system perspective

#### AUDIENCE

General

#### COURSE OBJECTIVES

After completing this course, the student will be able to:

- Define terms commonly used in two-way communication systems
- Effectively use two-way radio communication systems knowledge to troubleshoot typical two-way communication radio systems
- Develop requirements for a two-way radio system by establishing programming and protocol requirements as requested
- Improve skills in the interpretation of typical two-way radio checks of the receiver, transmitter and the antenna system to troubleshoot a two-way radio communication system
- Use decibels to interpret the radio frequency path and antenna system to describe expected radio communication system performance and troubleshooting

- Improve skills in the interpretation of typical two-way radio checks of the receiver, transmitter and the antenna system to troubleshoot a two-way radio communication system
- Use decibels to interpret the radio frequency path and antenna system to describe expected radio communication system performance and troubleshooting

#### REQUISITE KNOWLEDGE

Completion of the following course(s) or equivalent experience:

- Knowledge of basic electronics
- Experience using standard communication test equipment



#### INSTRUCTOR-LED

LENGTH: 4.5 DAYS

LMS COURSE CODE:  
**NST021**

### THE VALUE OF R56 COMPLIANCE

#### COURSE OVERVIEW

This course presents the value of following Motorola Solutions Standards and Guidelines for Communication Sites (R56) manual to the parties involved in site development on each stage of the RF site design and development process.

#### AUDIENCE

- Customer-facing personnel who want to understand the value in using R56 processes
- Anyone who wants to understand the value in using R56 processes


#### COURSE OBJECTIVES

By the end of the course, you will be able to:

- Describe the site design and development tasks needed to meet R56 requirements
- Describe the building and shelter design and installation tasks needed to meet R56 requirements
- Identify the proper external and internal grounding tasks needed to meet R56 requirements
- Identify transient voltage surge suppression needs that meet R56 requirements
- Minimize the impact of RF Site Interference, in line with R56 requirements
- Identify the equipment installation tasks needed to meet R56 requirements

#### REQUISITE KNOWLEDGE

None



#### ONLINE SELF-PACED

LENGTH: 1 HOUR

LMS COURSE CODE:  
**NST925-1**



CLICK HERE TO VIEW THE  
LATIN AMERICA SCHEDULE



## RADIO SOLUTIONS FOUNDATIONAL

For information on prerequisites and to register for courses visit the LMS at:  
[LEARNING.MOTOROLASOLUTIONS.COM](http://LEARNING.MOTOROLASOLUTIONS.COM)

For general information contact the Latin America Learning Help Desk at:  
[training.LACR@motorolasolutions.com](mailto:training.LACR@motorolasolutions.com)

### INTRODUCTION TO R56

#### COURSE OVERVIEW

The purpose of this course is to present a high level overview of the RF site design and construction process, in line with the guidelines listed in Motorola Solutions' Standards and Guidelines for Communication Sites (R56) manual.

#### AUDIENCE

- Technical Associates who need to use the R56 processes
- Anyone who needs a technical introduction to the R56 processes

#### COURSE OBJECTIVES

By the end of the course, you will be able to:

- Describe the site design and development tasks needed to meet R56 requirements
- Describe the building and shelter design and installation tasks needed to meet R56 requirements
- Identify the proper external and internal grounding tasks needed to meet R56 requirements
- Identify transient voltage surge suppression needs that meet R56 requirements
- Minimize the impact of RF Site Interference, in line with R56 requirements
- Identify the equipment installation tasks needed to meet R56 requirements

#### REQUISITE KNOWLEDGE

- The Value of R56 Compliance (NST925-1)



**ONLINE SELF-PACED**  
LENGTH: **1 HOUR**  
LMS COURSE CODE:  
**NST925-2**

### SITE INSTALLATION PRACTICES WORKSHOP (R56)

#### COURSE OVERVIEW

The Site Installation Practices Workshop (R56) course is designed to present the standards and guidelines for installing a Motorola communication system. Participants will understand how a properly installed system can help to ensure a safe and efficient communications system, reducing system down time.

#### AUDIENCE

Technical System Managers and Technicians.

#### COURSE OBJECTIVES

After completing this course, the student will be able to:

- List the purposes of grounding and evaluate their importance in terms of personal safety and effective system installation and protection
- Apply principles of basic electronics to the installation standards found in the R56 manual
- Determine how an effectively installed ground system provides protection for a communication system from a lightning strike or electrical anomalies
- List the minimum requirements and specifications for the external and internal ground system
- List the minimum requirements and specifications for installation equipment, cables and documentation for a reliable communication system installation
- Investigate sources for possible solutions to various installation scenarios

#### REQUISITE KNOWLEDGE

Completion of the following course(s) or equivalent experience:

- Graduate of a basic electronics course or equivalent experience
- Introduction to R56 (NST925-2)



**INSTRUCTOR-LED**  
LENGTH: **4 DAYS**  
LMS COURSE CODE:  
**NST925**

### FUNDAMENTALS OF NETWORKS FOR LA

#### COURSE OVERVIEW

This course explains the basic concepts of networks, specifies the basic components of a communications network, describes the standard architectures used for its creation and the communication protocols used by the industry. Additionally, it explains the basic concepts related to network routing, as well as an introduction to the generalities of switches and routers, specifying the equipment used by Motorola in their networks.

#### AUDIENCE

Persons who wish to acquire basic knowledge of Communications Networks.

#### COURSE OBJECTIVES

- Understand basic conformation of a network
- Describe the different architectures of a Network
- Understand the basic protocols TCP / IP
- Understand Network Routing - Switches Overview
- Routers Overview

#### REQUISITE KNOWLEDGE

Completion of the following course(s) or equivalent experience:

- An understanding of the basic Motorola Communications Systems is highly recommended
- Basic familiarization with computer operating systems is required
- A basic knowledge of networking is helpful and recommended



**INSTRUCTOR-LED**  
LENGTH: **2 DAYS**  
LMS COURSE CODE:  
**AEL1300**



**CLICK HERE TO VIEW THE  
LATIN AMERICA SCHEDULE**

## RADIO SOLUTIONS FOUNDATIONAL

For information on prerequisites and to register for courses visit the LMS at:  
[LEARNING.MOTOROLASOLUTIONS.COM](http://LEARNING.MOTOROLASOLUTIONS.COM)

For general information contact the Latin America Learning Help Desk at:  
[training.LACR@motorolasolutions.com](mailto:training.LACR@motorolasolutions.com)

### MOTOTRBO™ SYSTEMS APPLIED NETWORKING

#### COURSE OVERVIEW

The MOTOTRBO Systems Applied Networking provides technicians with the necessary information required for understanding the typical networking requirements for implementing a variety of MOTOTRBO solutions. The course includes familiarization/review of basic networking concepts and MOTOTRBO-specific networking requirements. This course will focus on specific configurations for IP Site Connect, Linked Capacity Plus, and Connect Plus trunking systems.

#### AUDIENCE

Technical System Managers and technicians.

#### COURSE OBJECTIVES

After completing this course, the student will be able to:

- Recall Basic Networking Concepts
- Identify recommended network components for MOTOTRBO systems
- Define LAN/WAN topologies for MOTOTRBO systems
- Perform backup, restore and recovery of recommended network components
- Identify network security concepts for MOTOTRBO systems

#### REQUISITE KNOWLEDGE

Completion of the following course(s) or equivalent experience:

- Fundamentals of Networks for LA (AEL1300)



**INSTRUCTOR-LED**  
LENGTH: **3.5 DAYS**  
LMS COURSE CODE:  
**PCT2007**

### ASTRO® 25 SYSTEMS APPLIED NETWORKING

#### COURSE OVERVIEW

The ASTRO®25 Systems Applied Networking course provides technicians with the necessary networking information required for understanding the network components installed in modern Motorola communications systems. The course includes familiarization with basic networking concepts, and the networking components deployed in the ASTRO® SmartZone System and ASTRO®25 System.

#### AUDIENCE

Technical System Managers and Technicians.

#### COURSE OBJECTIVES

After completing this course, the student will be able to:

- Recall basic network concepts
- Identify the various system network components
- Define the LAN topologies for each system
- Define the WAN topologies for each system
- Diagram SNMP deployment throughout the system
- Identify the HP switches and Motorola series routers
- Perform backup, restore, and recovery procedures of routers and LAN switches
- Identify network security components and concepts in an ASTRO® 25 system

#### REQUISITE KNOWLEDGE

Completion of the following course(s) or equivalent experience:

- Fundamentals of Networks for LA (AEL1300)



**INSTRUCTOR-LED**  
LENGTH: **4.5 DAYS**  
LMS COURSE CODE:  
**NWT003**



**CLICK HERE TO VIEW THE  
LATIN AMERICA SCHEDULE**



# ASTRO<sup>®</sup> 25 SYSTEMS PORTFOLIO

FLEXIBLE CHOICES TO MEET EVERY NEED

## SINGLE SITES

## SIMPLIFIED CONFIGURATIONS

## FULLY FEATURED CONFIGURATIONS

CONVENTIONAL	TRUNKED	CONVENTIONAL WITH DATA	TRUNKED WITH DATA	TRUNKED AND CONVENTIONAL WITH DATA	MULTI-ZONE TRUNKED AND CONVENTIONAL WITH DATA
STANDALONE CONVENTIONAL	EXPRESS TRUNKING	K CORE	L CORE	M1/M2 CORE	M3 CORE
P25 DIGITAL ANALOG	P25 DIGITAL TDMA	P25 DIGITAL ANALOG INTEGRATED DATA	P25 DIGITAL FDMA TDMA INTEGRATED DATA	P25 DIGITAL ANALOG FDMA TDMA INTEGRATED DATA ENHANCED DATA HPD	P25 DIGITAL ANALOG FDMA TDMA INTEGRATED DATA ENHANCED DATA HPD
1 SITE	1 SITE	50 CHANNELS	5 SITES	24 SITES	7 ZONES 150 SITES





# ASTRO® 25 IV&D SYSTEM COURSES







<b>ASTRO® 25 SYSTEMS FLEETMAPPING (RDS1017)</b>	<b>NEW</b>	<b><u>29</u></b>
<b>UNS OPERATIONS AND ADMINISTRATION (AST2007)</b>	<b>NEW</b>	<b><u>29</u></b>
<b>ASTRO 25 SECURITY PATCH MANAGEMENT (AST2001)</b>		<b><u>29</u></b>
<b>ASTRO 25 IV&amp;D TRUNKING WITH M CORE SYSTEM OVERVIEW (ACS715200)</b>		<b><u>30</u></b>
<b>ASTRO 25 IV&amp;D INTRODUCTION TO RADIO SYSTEM MANAGEMENT APPLICATIONS (ACS716201)</b>		<b><u>30</u></b>
<b>ASTRO 25 IV&amp;D CONVENTIONAL WITH M CORE OVERVIEW (ACS715420)</b>		<b><u>30</u></b>
<b>ASTRO 25 IV&amp;D TRUNKING WITH L CORE SYSTEM OVERVIEW (ACS715430)</b>		<b><u>31</u></b>
<b>ASTRO 25 IV&amp;D CONVENTIONAL WITH K CORE SYSTEM OVERVIEW (ACS715400)</b>		<b><u>31</u></b>
<b>DEPLOY FOR ASTRO 25 IV&amp;D L CORE (ACS716460)</b>		<b><u>31</u></b>
<b>DEPLOY FOR ASTRO 25 IV&amp;D CONVENTIONAL WITH K CORE (ACS716470)</b>		<b><u>32</u></b>
<b>ASTRO 25 IV&amp;D SECURE COMMUNICATIONS WORKSHOP (ACS713207)</b>		<b><u>32</u></b>
<b>ASTRO 25 IV&amp;D M CORE WORKSHOP (ACS716103)</b>		<b><u>33</u></b>
<b>NEW FEATURES INTRODUCTION FOR ASTRO 25 IV&amp;D SYSTEMS (AST1029)</b>		<b><u>33</u></b>



**THE LEARNING  
MANAGEMENT  
SYSTEM (LMS)**

To register for a course, go to  
[learning.motorolasolutions.com](http://learning.motorolasolutions.com)

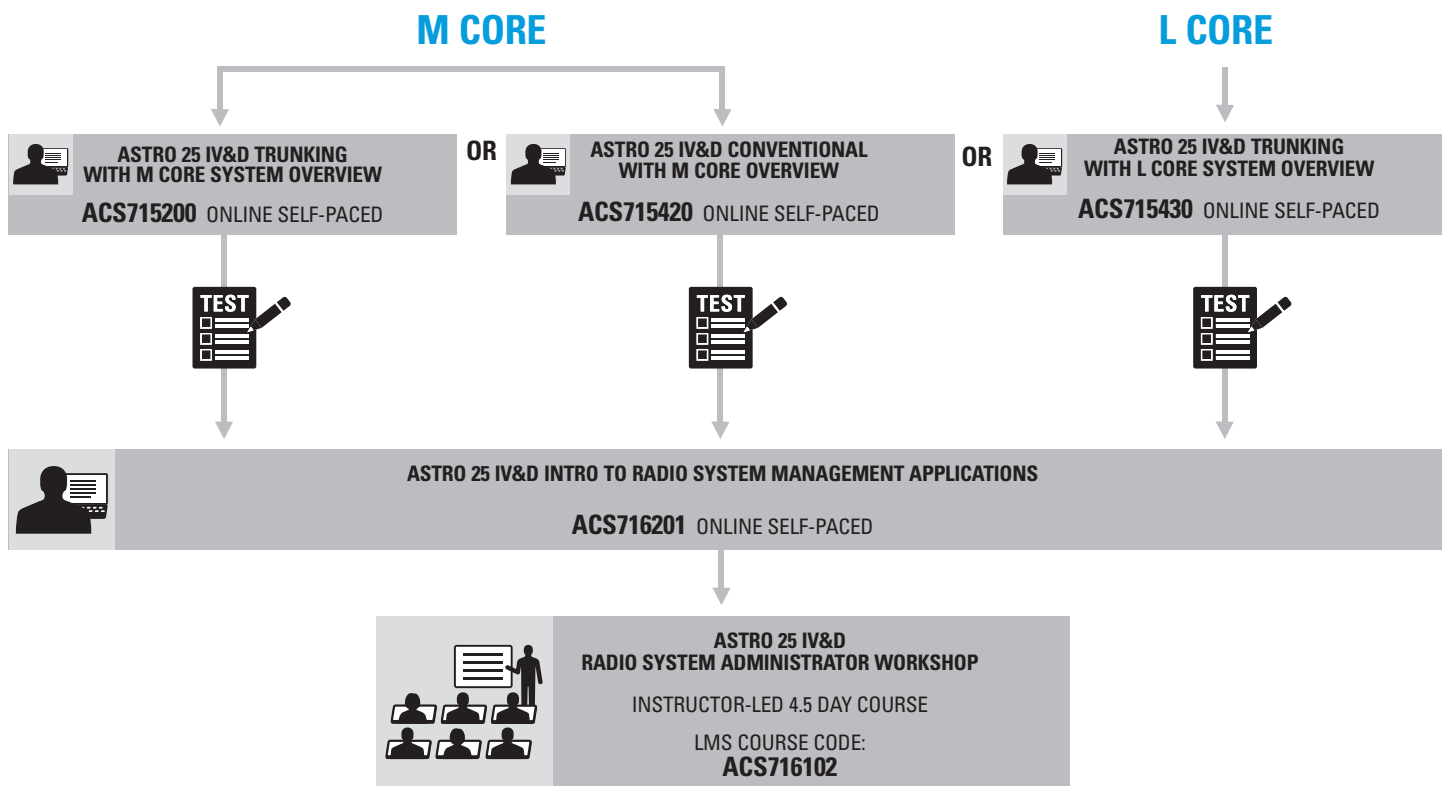
# ASTRO® 25 IV&D SYSTEM COURSES (CONTINUED)

<b>ASTRO® 25 IV&amp;D K CORE WORKSHOP</b> (ACS716410)	<b><u>34</u></b>
<b>ASTRO 25 IV&amp;D CONVENTIONAL RF SITE WORKSHOP</b> (ACS716440)	<b><u>35</u></b>
<b>ASTRO 25 IV&amp;D RADIO SYSTEM ADMINISTRATOR WORKSHOP</b> (ACS716102)	<b><u>35</u></b>
<b>ASTRO 25 IV&amp;D IP BASED DIGITAL SIMULCAST WORKSHOP</b> (ACS716217)	<b><u>35</u></b>
<b>ASTRO 25 IV&amp;D GTR 8000 REPEATER SITE WORKSHOP</b> (ACS716208)	<b><u>36</u></b>
<b>STANDALONE GTR 8000 CONVENTIONAL BASE RADIO</b> (AST2006) <b>NEW</b>	<b><u>36</u></b>
<b>ASTRO 25 ISSI 8000 / CSSI 8000 FEATURE OVERVIEW</b> (AST2005) 	<b><u>37</u></b>
<b>OVERVIEW FOR ASTRO 25 IV&amp;D DYNAMIC SYSTEM RESILIENCE</b> (ACS715023) 	<b><u>37</u></b>
<b>ASTRO 25 IV&amp;D INTERFACING SMARTZONE 3600 SYSTEMS</b> (ACS713360) 	<b><u>37</u></b>
<b>ASTRO 25 IV&amp;D DIGITAL MUTUAL AID</b> (ACS78210) 	<b><u>38</u></b>
<b>ASTRO 25 IV&amp;D ENHANCED TELEPHONE INTERCONNECT</b> (ACS715480) 	<b><u>38</u></b>
<b>ASTRO 25 IV&amp;D INFORMATION ASSURANCE SYSTEM</b> (ACS715211) 	<b><u>38</u></b>





## ASTRO® 25 IV&D RADIO SYSTEM ADMINISTRATOR



### RECOMMENDED CURRICULUM IS COMPLETE

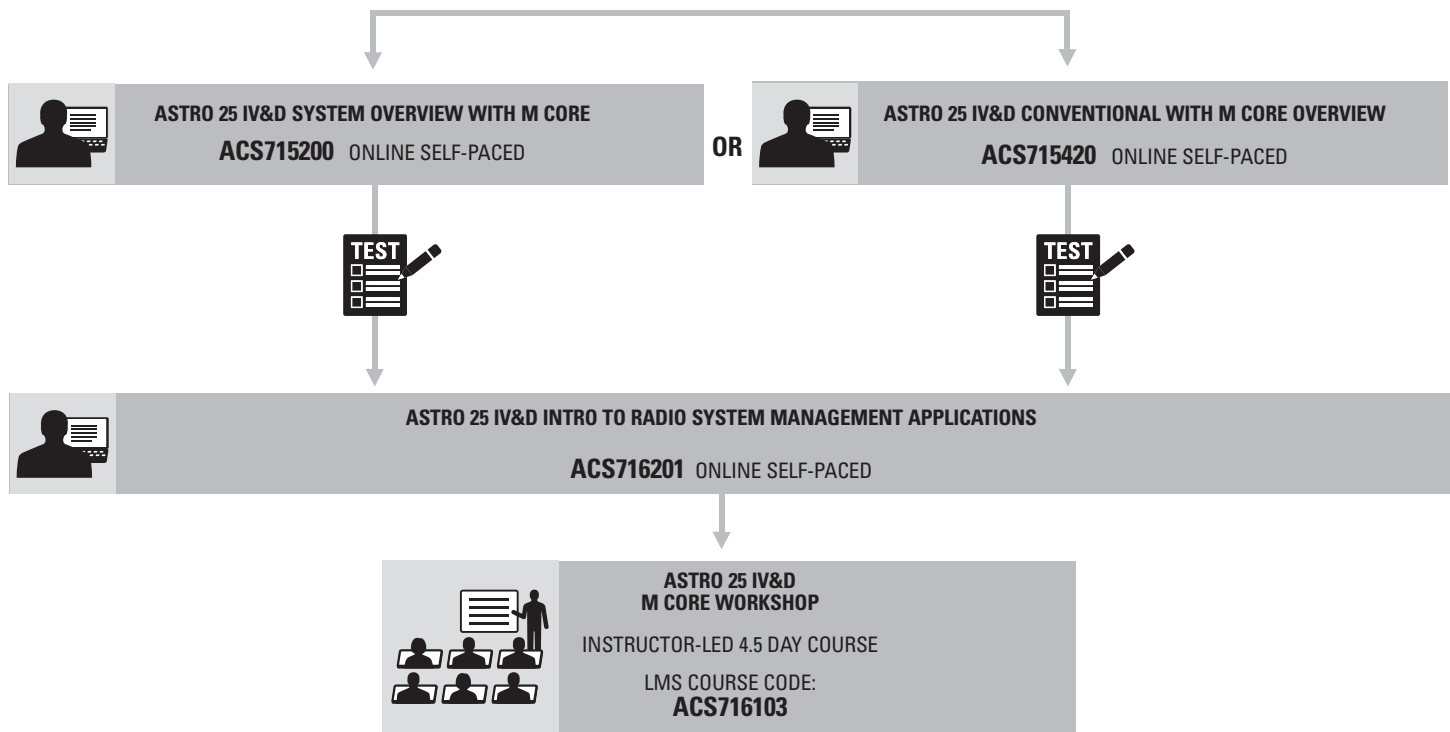
PARTICIPANT SHOULD BE ABLE TO CARRY OUT ADMINISTRATIVE TASKS IN THE ASTRO 25 IV&D SYSTEM SUCH AS: PROVISIONING SUBSCRIBERS AND TALK GROUPS, GENERATING HISTORICAL REPORTS, CONTROLLING DEPLOYED SUBSCRIBERS AND MANAGING NETWORK ELEMENT CONFIGURATIONS. PARTICIPANT UNDERSTANDS FACTORS OF SYSTEM CONFIGURATION THAT IMPACT ASTRO 25 SYSTEM MANAGEMENT.



**OPTIONAL TRAINING  
ROADMAP AVAILABLE.  
[CLICK ON THIS LINK TO  
GO TO PAGE 28 FOR  
ADDITIONAL DETAILS.](#)**

## ASTRO® 25 IV&D M CORE TECHNICIAN

### M CORE



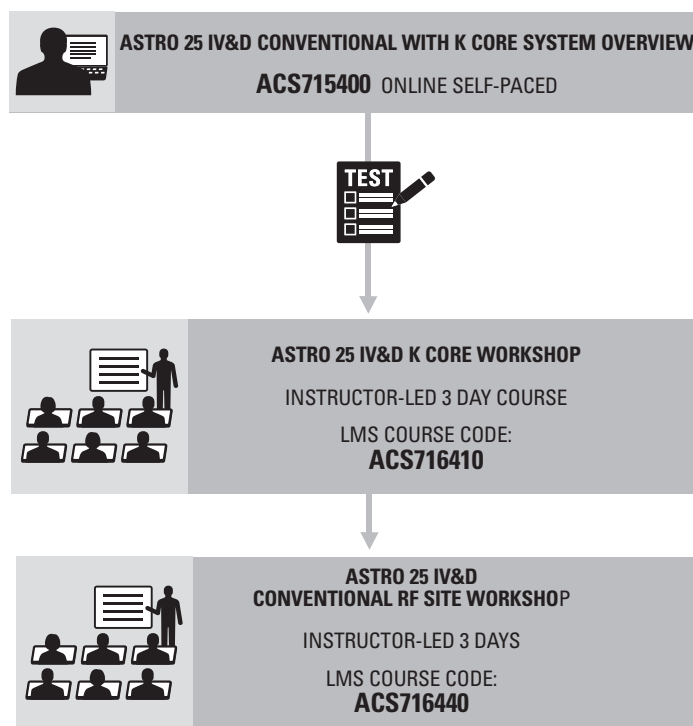
### RECOMMENDED CURRICULUM IS COMPLETE

PARTICIPANT SHOULD UNDERSTAND ASTRO 25 M CORE COMPONENTS, VIRTUAL SERVERS AND SERVICE STRATEGY. PARTICIPANT CAN INTERPRET SYSTEM ALARMS, PROPOSE SOLUTIONS FOR SYSTEM FAILURES, AND AS WELL AS RESTORING EQUIPMENT TO PROPER FUNCTIONALITY.



**OPTIONAL TRAINING  
ROADMAP AVAILABLE.  
CLICK ON THIS LINK TO  
GO TO PAGE 28 FOR  
ADDITIONAL DETAILS.**

## ASTRO® 25 IV&D K CORE TECHNICIAN



### RECOMMENDED CURRICULUM IS COMPLETE

PARTICIPANT SHOULD UNDERSTAND THE ASTRO 25 K CORE COMPONENTS AND SERVICE STRATEGY. PARTICIPANT CAN USE THE CONFIGURATION MANAGER TO CONFIGURE SYSTEM COMPONENTS AND SUBSCRIBERS. PARTICIPANT SHOULD BE ABLE TO INTERPRET SYSTEM ALARMS, PROPOSE SOLUTIONS FOR SYSTEM FAILURES, AND RESTORE EQUIPMENT TO PROPER FUNCTIONALITY.



**OPTIONAL TRAINING  
ROADMAP AVAILABLE.  
[CLICK ON THIS LINK TO  
GO TO PAGE 28](#) FOR  
ADDITIONAL DETAILS.**

## ASTRO® 25 IV&D REPEATER SITE TECHNICIAN (GTR)

### M CORE



ASTRO 25 IV&D SYSTEM OVERVIEW WITH M CORE  
**ACS715200** ONLINE SELF-PACED

OR



ASTRO 25 IV&D TRUNKING SYSTEM OVERVIEW WITH L CORE  
**ACS715430** ONLINE SELF-PACED



ASTRO 25 IV&D  
GTR 8000 REPEATER SITE WORKSHOP  
INSTRUCTOR-LED 3 DAY COURSE  
LMS COURSE CODE:  
**ACS716208**

### RECOMMENDED CURRICULUM IS COMPLETE

PARTICIPANT CAN MAINTAIN AN ASTRO25 REPEATER SITE INCLUDING: GTR 8000 BASE STATION, GCP8000 SITE CONTROLLER AND OTHER SITE EQUIPMENT.  
\*PARTICIPANT PERFORMS ALIGNMENTS TROUBLESHOOTING AND FIELD REPLACEMENT OF SITE DEVICES DURING COURSE.



**OPTIONAL TRAINING  
ROADMAP AVAILABLE.  
CLICK ON THIS LINK TO  
GO TO PAGE 28 FOR  
ADDITIONAL DETAILS.**

## ASTRO® 25 IV&D IP SIMULCAST SITE TECHNICIAN

### M CORE



ASTRO 25 IV&D SYSTEM OVERVIEW WITH M CORE  
**ACS715200** ONLINE SELF-PACED

OR

### L CORE



ASTRO 25 IV&D TRUNKING SYSTEM OVERVIEW WITH L CORE  
**ACS715430** ONLINE SELF-PACED



ASTRO 25 IV&D  
IP BASED DIGITAL SIMULCAST WORKSHOP  
INSTRUCTOR-LED 3 DAY COURSE  
LMS COURSE CODE:  
**ACS716217**

## RECOMMENDED CURRICULUM IS COMPLETE

PARTICIPANT SHOULD BE ABLE TO MAINTAIN AN ASTRO 25 REPEATER SITE INCLUDING THE GTR 8000 BASE STATION, GCP8000 SITE CONTROLLER, SITE COMPARATOR AND OTHER SITE EQUIPMENT.



**OPTIONAL TRAINING  
ROADMAP AVAILABLE.  
CLICK ON THIS LINK TO  
GO TO PAGE 28 FOR  
ADDITIONAL DETAILS.**



## ASTRO® 25 IV&D CONVENTIONAL RF SITE TECHNICIAN

### M CORE



ASTRO 25 IV&D CONVENTIONAL WITH M CORE OVERVIEW  
**ACS715420** ONLINE SELF-PACED

OR



ASTRO 25 IV&D CONVENTIONAL WITH K CORE SYSTEM OVERVIEW  
**ACS715400** ONLINE SELF-PACED



ASTRO 25 IV&D  
CONVENTIONAL RF SITE WORKSHOP  
INSTRUCTOR-LED 3 DAYS  
LMS COURSE CODE:  
**ACS716440**

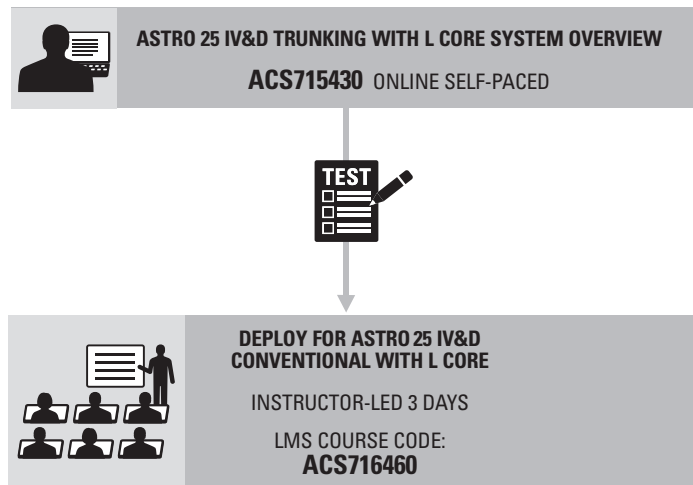
### RECOMMENDED CURRICULUM IS COMPLETE

PARTICIPANT SHOULD BE ABLE TO MAINTAIN AN ASTRO 25 REPEATER SITE INCLUDING THE GTR 8000 BASE STATION, GCP8000 SITE CONTROLLER, SITE COMPARATOR AND OTHER SITE EQUIPMENT.



**OPTIONAL TRAINING  
ROADMAP AVAILABLE.  
CLICK ON THIS LINK TO  
GO TO PAGE 28 FOR  
ADDITIONAL DETAILS.**

## ASTRO® 25 IV&D L CORE DEPLOY TECHNICIAN



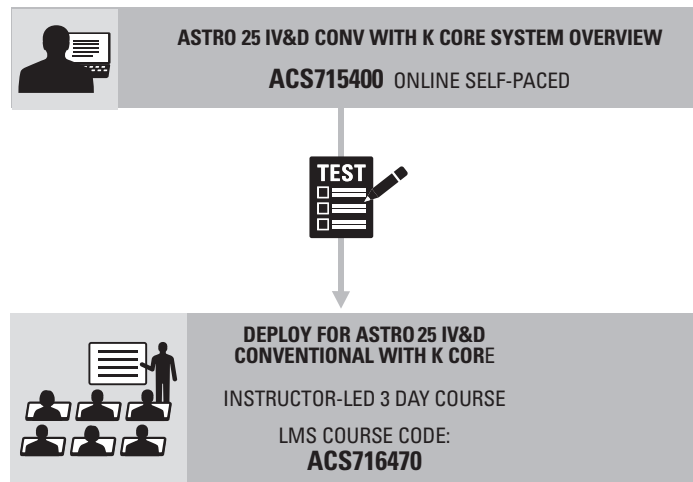
### RECOMMENDED CURRICULUM IS COMPLETE

PARTICIPANT UNDERSTANDS ASTRO 25 L CORE COMPONENTS, VIRTUAL SERVERS AND SERVICE STRATEGY. PARTICIPANT CAN INTERPRET SYSTEM ALARMS, PROPOSE SOLUTIONS FOR SYSTEM FAILURES, AND RESTORE EQUIPMENT TO PROPER FUNCTIONALITY.



**OPTIONAL TRAINING  
ROADMAP AVAILABLE.  
CLICK ON THIS LINK TO  
GO TO PAGE 28 FOR  
ADDITIONAL DETAILS.**

## ASTRO® 25 IV&D K CORE DEPLOY TECHNICIAN



### RECOMMENDED CURRICULUM IS COMPLETE

PARTICIPANT UNDERSTANDS THE ASTRO 25 K CORE COMPONENTS AND SERVICE STRATEGY. PARTICIPANT CAN USE THE CONFIGURATION MANAGER TO CONFIGURE SYSTEM COMPONENTS AND SUBSCRIBERS. PARTICIPANT IS ABLE TO INTERPRET SYSTEM ALARMS, PROPOSE SOLUTIONS FOR SYSTEM FAILURES, AND RESTORE EQUIPMENT TO PROPER FUNCTIONALITY.







**OPTIONAL TRAINING  
ROADMAP AVAILABLE.  
[CLICK ON THIS LINK TO  
GO TO PAGE 28 FOR  
ADDITIONAL DETAILS.](#)**

## ASTRO® IV&D OPTIONAL TRAINING CURRICULUM



Motorola Solutions offers optional training for those participants who have completed their ASTRO® 25 curriculum and want to learn more about their system's infrastructure and/or features.

**Select the training course below applicable to your system.**

### SPECIALIZED INFRASTRUCTURE TRAINING

<b>ISSI GATEWAY TO SUPPORT INTERFACING TO ASTRO 25</b>	<b>DYNAMIC SYSTEM RESILIENCE</b>	<b>SMART X TO SUPPORT CIRCUIT- BASED RF SITES</b>
<b>ASTRO 25 IV&amp;D ISSI 8000 / CSSI 8000 FEATURE OVERVIEW ONLINE SELF-PACED</b>	<b>ASTRO 25 IV&amp;D DYNAMIC SYSTEM RESILIENCE ONLINE SELF-PACED</b>	<b>ASTRO 25 IV&amp;D INTERFACING SMARTZONE 3600 SYSTEMS ONLINE SELF-PACED</b>
<b>AST2005</b>  	<b>ACS715023</b>  	<b>ACS713360</b>  

### SPECIALIZED FEATURE TRAINING

<b>OTAR</b>	<b>NETWORK SECURITY</b>	<b>MUTUAL AID</b>	<b>TELEPHONE INTERCONNECTION</b>
<b>ASTRO 25 IV&amp;D SECURE COMMUNICATIONS WORKSHOP INSTRUCTOR- LED 4.5 DAYS</b>	<b>ASTRO 25 IV&amp;D INFORMATION ASSURANCE ONLINE SELF-PACED</b>	<b>ASTRO 25 IV&amp;D DIGITAL MUTUAL AID ONLINE SELF-PACED</b>	<b>ASTRO 25 IV&amp;D ENHANCED TELEPHONE INTERCONNECT ONLINE SELF-PACED</b>
<b>ACS713207</b>  	<b>ACS715211</b>  	<b>ACS78210</b>  	<b>ACS715480</b>  

## RADIO SOLUTIONS **ASTRO® 25 IV&D SYSTEMS**

For information on prerequisites and to register for courses visit the LMS at:  
[LEARNING.MOTOROLASOLUTIONS.COM](http://LEARNING.MOTOROLASOLUTIONS.COM)

For general information contact the Latin America Learning Help Desk at:  
[training.LACR@motorolasolutions.com](mailto:training.LACR@motorolasolutions.com)

### **ASTRO® 25 SYSTEMS FLEETMAPPING**

**NEW**

#### **COURSE OVERVIEW**

This workshop addresses topics necessary for the effective planning and mapping of an ASTRO® 25 IV&D radio system. During this course, the participants will learn about ASTRO 25 features, capabilities, and restrictions in order to effectively plan and prepare for a new or upgraded ASTRO 25 system.

#### **AUDIENCE**

New system managers, system planning personnel


#### **COURSE OBJECTIVES**

After completing this course, the student will be able to:

- Discuss what a fleetmap is and why one is needed
- Discuss the methodologies used to configure radio users and groups with the goal of optimizing the system resources
- Describe the content to assist with fleetmapping decisions
- Discuss frequency band plan organization and management
- Describe basic planning requirements and complete a simple Fleetmap information template
- Complete worksheets required to create a Fleetmap based on sample operational requirement information

#### **REQUISITE KNOWLEDGE**

None



**INSTRUCTOR-LED**  
**LENGTH: 4.5 DAYS**  
**LMS COURSE CODE:**  
**RDS1017**

### **UNS OPERATION AND ADMINISTRATION**

**NEW**

#### **COURSE OVERVIEW**

The purpose of this course is to provide the steps to operate and maintain a customer's UNS within their Motorola system (ASTRO® 25). The course should provide system so students can have hands-on practice going through the operation, maintenance, and troubleshooting steps listed in 6871026P41-A UNS Administrators Guide.

#### **AUDIENCE**

Customers who would be responsible for the operation and maintenance of a customer's UNS within their Motorola system (ASTRO 25).


#### **COURSE OBJECTIVES**

After completing this course, the student will be able to:

- Describe the Features of UNS
- Configure a UNS system
- Identify the UNS tools to administer the system
- Identify the UNS tools to administer the system

#### **REQUISITE KNOWLEDGE**

None



**INSTRUCTOR-LED**  
**LENGTH: 2 DAYS**  
**LMS COURSE CODE:**  
**AST2007**

### **ASTRO® 25 SECURITY PATCH MANAGEMENT**

#### **COURSE OVERVIEW**

Provide Motorola ASTRO® 25 Land Mobile Radio (LMR) system administrators the information to access and patch their radio system infrastructure, update antivirus definitions, review log files and understand account management.

#### **AUDIENCE**

M Core Master Site Technicians

#### **COURSE OBJECTIVES**


After completing this course, the student will be able to:

- Successfully access servers in the M-Core
- Successfully patch their radio system infrastructure
- Update Anti-virus (A/V) Definitions for their radio system infrastructure
- Perform basic review of UNIX logs
- Create user and group accounts
- Assist with basic tasks in Account Management on the LMR system

#### **REQUISITE KNOWLEDGE**

Completion of the following course(s) or equivalent experience:

- ASTRO 25 IV&D M Core Workshop (ACS716103)



**INSTRUCTOR-LED**  
**LENGTH: 4 DAYS**  
**LMS COURSE CODE:**  
**AST2001**



**CLICK HERE TO VIEW THE  
LATIN AMERICA SCHEDULE**

## RADIO SOLUTIONS **ASTRO® 25 IV&D SYSTEMS**

For information on prerequisites and to register for courses visit the LMS at:  
[LEARNING.MOTOROLASOLUTIONS.COM](http://LEARNING.MOTOROLASOLUTIONS.COM)

For general information contact the Latin America Learning Help Desk at:  
[training.LACR@motorolasolutions.com](mailto:training.LACR@motorolasolutions.com)

### **ASTRO® 25 IV&D WITH M CORE SYSTEM OVERVIEW**

#### **COURSE OVERVIEW**

ASTRO® 25 IV&D Trunking with M Core System Overview self-paced course is the starting point of all ASTRO 25 IV&D Trunking with M Core Systems. In order to take other classes, students are required to complete this course and obtain a passing score on the corresponding test. It presents a high-level description of the system's call flow capabilities, components, features and benefits.

#### **AUDIENCE**

System Managers, Technical System Managers, System Technicians and other Application Users

#### **COURSE OBJECTIVES**

After completing this course, the student will be able to:

- List and describe the ASTRO 25 IV&D Trunking with M Core System features and capabilities
- Describe the ASTRO 25 with M Core system sites and their components
- Describe in detail the paths used for control, voice, and data in an ASTRO 25 IV&D Trunking with M Core system
- List the servers and databases used in an ASTRO 25 IV&D Trunking with M Core system

#### **REQUISITE KNOWLEDGE**

Completion of the following course(s) or equivalent experience:

- Bridging the Knowledge Gap for ASTRO 25 (ACT100-E or ACT101-E)
- Networking Essentials in Communication Equipment (NST762)
- ASTRO 25 Systems Applied Networking (NWT003)



**ONLINE, SELF-PACED**  
**LENGTH: 2 HOURS**  
**LMS COURSE CODE:**  
**ACS715200**

### **ASTRO® 25 IV&D INTRODUCTION TO RADIO SYSTEM MANAGEMENT APPLICATIONS**

#### **COURSE OVERVIEW**

This course provides a high-level overview of the Motorola Radio System Management applications through recorded demonstrations of common system tasks.

#### **AUDIENCE**

System Managers, Technical System Managers, System Technicians, and other Application Users

#### **COURSE OBJECTIVES**

After completing this course, the student will be able to:

- Describe the purpose of Network Management applications used in an ASTRO® system
- Identify high-level capabilities of those Network Administrator applications
- Familiarize with common operations allowed by those Network Administrator applications

#### **REQUISITE KNOWLEDGE**

Completion of the following course(s) or equivalent experience:

- Bridging the Knowledge Gap for ASTRO 25 (ACT100-E or ACT101-E)
- Networking Essentials in Communication Equipment (NST762)

#### **Required:**

Take one of the following, depending on system supporting:

- ASTRO 25 IV&D with M Core System Overview (ACS715200)
- ASTRO 25 IV&D Conventional with M Core System Overview for (ACS715420)
- ASTRO 25 IV&D Trunking with L Core System Overview for (ACS715430)



**ONLINE, SELF-PACED**  
**LENGTH: 2 HOURS**  
**LMS COURSE CODE:**  
**ACS716201**

### **ASTRO® 25 IV&D CONVENTIONAL WITH M CORE OVERVIEW**

#### **COURSE OVERVIEW**

The ASTRO® 25 IV&D Conventional with M Core Overview self-paced course is the starting point of all ASTRO 25 IV&D Conventional with M Core systems. In order to take other classes, students are required to complete this course and obtain a passing score on the corresponding test. It presents a high-level description of the system's call flow capabilities, components, features and benefits.

#### **AUDIENCE**

System Managers, Technical System Managers, System Technicians and other Application Users

#### **COURSE OBJECTIVES**

After completing this course, the student will be able to:

- List and describe the ASTRO 25 IV&D Conventional with M Core system features and capabilities
- Describe the ASTRO 25 IV&D Conventional with M Core system sites and their components
- Describe in detail the paths used for control, voice, and data in an ASTRO 25 IV&D Conventional with M Core system
- List the servers and databases used in an ASTRO 25 IV&D Conventional with M Core system

#### **REQUISITE KNOWLEDGE**

Completion of the following courses or equivalent knowledge:

- Bridging the Knowledge Gap for ASTRO 25 (ACT100-E or ACT101-E)
- Networking Essentials in Communication Equipment (NST762)
- ASTRO 25 Systems Applied Networking (NWT003)



**ONLINE, SELF-PACED**  
**LENGTH: 2 HOURS**  
**LMS COURSE CODE:**  
**ACS715420**



**CLICK HERE TO VIEW THE  
LATIN AMERICA SCHEDULE**



## RADIO SOLUTIONS **ASTRO® 25 IV&D SYSTEMS**

For information on prerequisites and to register for courses visit the LMS at:  
[LEARNING.MOTOROLASOLUTIONS.COM](http://LEARNING.MOTOROLASOLUTIONS.COM)

For general information contact the Latin America Learning Help Desk at:  
[training.LACR@motorolasolutions.com](mailto:training.LACR@motorolasolutions.com)

### **ASTRO® 25 IV&D TRUNKING WITH L CORE OVERVIEW**

#### **COURSE OVERVIEW**

The ASTRO® 25 IV&D with L Core Overview self-paced course is the starting point of all ASTRO 25 IV&D L Core systems. In order to take other classes, students are required to complete this course and obtain a passing score on the corresponding test. It presents a high-level description of the system's call flow capabilities, components, features and benefits.

#### **AUDIENCE**

System Managers, Technical System Managers, System Technicians and other Application Users

#### **COURSE OBJECTIVES**

After completing this course, the student will be able to:

- List and describe the ASTRO 25 IV&D with L Core System features and capabilities
- Describe the ASTRO 25 IV&D with L Core System sites and their components
- Describe in detail the paths used for control, voice, and data in an ASTRO 25 IV&D with L Core System
- List the servers and databases used in an ASTRO 25 IV&D with L Core System

#### **REQUISITE KNOWLEDGE**

Completion of the following course(s) or equivalent experience:

- Bridging the Knowledge Gap for ASTRO 25 (ACT100-E or ACT101-E)
- Networking Essentials in Communication Equipment (NST762)
- ASTRO 25 Systems Applied Networking (NWT003)



**ONLINE, SELF-PACED**  
**LENGTH: 4 HOURS**  
**LMS COURSE CODE:**  
**ACS715430**

### **ASTRO® 25 IV&D CONVENTIONAL WITH K CORE SYSTEM OVERVIEW**

#### **COURSE OVERVIEW**

The ASTRO® 25 IV&D Conventional with K Core Overview self-paced course is the starting point of all ASTRO 25 IV&D Conventional with K Core systems. In order to take other classes, students are required to complete this course and obtain a passing score on the corresponding test. It presents a high-level description of the system's call flow capabilities, components, features and benefits.

#### **AUDIENCE**

System Managers, Technical System Managers, System Technicians and other Application Users

#### **COURSE OBJECTIVES**

After completing this course, the student will be able to:

- List and describe the ASTRO 25 IV&D Conventional with K Core system features and capabilities
- Describe the ASTRO 25 IV&D with Conventional with K Core system sites and their components
- Describe in detail the paths used for control, voice, and data in an ASTRO 25 IV&D Conventional with K Core
- List the servers and databases used in an ASTRO 25 IV&D Conventional with K Core

#### **REQUISITE KNOWLEDGE**

Completion of the following course(s) or equivalent experience:

- Bridging the Knowledge Gap for ASTRO 25 (ACT100-E or ACT101-E)
- Networking Essentials in Communication Equipment (NST762)



**ONLINE, SELF-PACED**  
**LENGTH: 1 HOUR**  
**LMS COURSE CODE:**  
**ACS715400**

### **DEPLOY FOR ASTRO® 25 IV&D TRUNKING WITH L CORE**

#### **COURSE OVERVIEW**

This course provides an overview and implementation plan for deployment of an L1/L2 ASTRO® 25 IV&D 7.13 system, contains information and procedures for bringing Motorola Manufacturing Representatives (MRs) up to speed on how to assemble and install the L1/L2 system for customers, and acts as a resource on how to reference other training materials for troubleshooting and additional L1/L2 system tasks.

#### **AUDIENCE**

Motorola Manufacturing Representatives (MRs) involved in the installation of L1/L2 systems

#### **COURSE OBJECTIVES**

After completing this course, the student will be able to:

- Correctly and efficiently install and locally configure an L Core system that has been staged by CCSI
- Perform initial Power On of equipment to verify proper operation
- Commission the L Core System once it has been installed
- Test the L Core System per Acceptance Test Plans (ATP)
- Back up the Infrastructure and System Databases of the L Core System

#### **REQUISITE KNOWLEDGE**

Completion of the following course(s) or equivalent experience:

- Networking Essentials in Communication Equipment (NST762)
- Site Installation Practices Workshop (R56) (NST925)

#### **Required:**

- ASTRO 25 IV&D Trunking with L Core System Overview (ACS715430)



**INSTRUCTOR-LED**  
**LENGTH: 3 DAYS**  
**LMS COURSE CODE:**  
**ACS716460**



**CLICK HERE TO VIEW THE  
LATIN AMERICA SCHEDULE**

## RADIO SOLUTIONS **ASTRO® 25 IV&D SYSTEMS**

For information on prerequisites and to register for courses visit the LMS at:  
[LEARNING.MOTOROLASOLUTIONS.COM](http://LEARNING.MOTOROLASOLUTIONS.COM)

For general information contact the Latin America Learning Help Desk at:  
[training.LACR@motorolasolutions.com](mailto:training.LACR@motorolasolutions.com)

### DEPLOY FOR ASTRO® 25 IV&D CONVENTIONAL WITH K CORE

#### COURSE OVERVIEW

This course provides an overview and implementation plan for deployment of an K1/K2 ASTRO® 25 IV&D 7.X system, contains information and procedures for bringing Motorola Manufacturing Representatives (MRs) up to speed on how to install the K1/K2 system for customers, and acts as a resource on how to reference other training materials for troubleshooting and additional K1/K2 system tasks.

#### AUDIENCE

Motorola Manufacturing Representatives (MRs) involved in the installation of K1/K2 systems.

#### COURSE OBJECTIVES

After completing this course, the student will be able to:

- Correctly and efficiently install and locally configure a K Core system that has been staged by CCSI
- Perform initial Power On of equipment to verify proper operation
- Commission the K Core System once it has been installed
- Test the K Core System per Acceptance Test Plans (ATP)
- Back up the Infrastructure and System Databases of the K Core System

#### REQUISITE KNOWLEDGE

Completion of the following course(s) or equivalent experience:

- Networking Essentials in Communication Equipment (NST762)
- Site Installation Practices Workshop (R56) (NST925)

#### Required:

Take one of the following, depending on system supporting:

- ASTRO 25 IV&D Conventional with K Core System Overview (ACS715400)



**INSTRUCTOR-LED**  
**LENGTH: 3 DAYS**  
**LMS COURSE CODE:**  
**ACS716470**

### ASTRO® 25 IV&D SECURE COMMUNICATIONS WORKSHOP



#### COURSE OVERVIEW

This workshop describes planning, installation, configuration, operations, and troubleshooting of Secure Communications within the ASTRO® 25 IV&D System.

#### AUDIENCE

System Technicians, System Administrators, Technical System Managers

#### COURSE OBJECTIVES

After completing this course, the student will be able to:

- Plan, organize, and implement Secure Communications in an ASTRO 25 IV&D system
- Install and configure a Key Management Facility (KMF) system and related components
- Demonstrate centralized key management using Over-the-Air-Rekeying (OTAR)
- Perform System Administrator functions using the KMF server and KMF client
- Troubleshoot installation and configuration problems for the KMF server, KMF client, and KMF database
- Implement end-to-end encryption using the MCC 7500 console subsystem

#### REQUISITE KNOWLEDGE

Completion of the following course(s) or equivalent experience:

- Bridging the Knowledge Gap for ASTRO 25 (ACT100-E or ACT101-E)
- Networking Essentials in Communication Equipment (NST762)



**INSTRUCTOR-LED**  
**LENGTH: 4.5 DAYS**  
**LMS COURSE CODE:**  
**ACS713207**



**CLICK HERE TO VIEW THE  
LATIN AMERICA SCHEDULE**

## RADIO SOLUTIONS **ASTRO® 25 IV&D SYSTEMS**

For information on prerequisites and to register for courses visit the LMS at:  
[LEARNING.MOTOROLASOLUTIONS.COM](http://LEARNING.MOTOROLASOLUTIONS.COM)

For general information contact the Latin America Learning Help Desk at:  
[training.LACR@motorolasolutions.com](mailto:training.LACR@motorolasolutions.com)

### ASTRO® 25 IV&D M CORE WORKSHOP

#### COURSE OVERVIEW

The ASTRO® 25 IV&D with M Core course teaches troubleshooting skills and best practices for the Trunked Large Systems. The course also focuses on gathering and analyzing system information to implement appropriate action(s) that return a system to full operational status.

#### AUDIENCE

M Core Master Site Technicians

#### COURSE OBJECTIVES

After completing this course, the student will be able to:

- Describe the ASTRO 25 IV&D System architecture
- Identify the functional and radio subsystems that comprise the ASTRO 25 IV&D System
- Explain and discuss call flow and data flow through ASTRO 25 IV&D M Core devices and their subsystems
- Perform recommended routine maintenance procedures for ASTRO 25 IV&D M Core
- Utilize the troubleshooting tools to diagnose a fault and restore the ASTRO 25 IV&D M Core to the level of the Motorola-supported service strategy

#### REQUISITE KNOWLEDGE


Completion of the following course(s) or equivalent experience:

- Bridging the Knowledge Gap for ASTRO 25 – Technician (ACT100-E)
- Networking Essentials in Communication Equipment (NST762)
- ASTRO 25 Systems Applied Networking (NWT003)

#### Required:

Take one of the following, depending on system supporting:

- ASTRO 25 IV&D with M Core System Overview (ACS715200)
- ASTRO 25 IV&D Conventional with M Core System Overview (ACS715420)
- ASTRO 25 IV&D Introduction to Radio System Management Applications (ACS716201)



#### INSTRUCTOR-LED

LENGTH: 4.5 DAYS

LMS COURSE CODE:  
**ACS716103**

### NEW FEATURES INTRODUCTION FOR ASTRO® 25 IV&D SYSTEMS

#### COURSE OVERVIEW

This course describes the new features introduced in the ASTRO® 25 7.15 system release. These features are broadly classified into migration related features, efficiency and safety related features, resilience and reliability related features, network management and design related features, system capacity related features and inter-system communication related features. Optional features are introduced along with standard enhancements in this release.

#### AUDIENCE

System Administrators, System Technicians, Field Technicians, Application Users

#### COURSE OBJECTIVES

After completing this course, the student will be able to:

- Describe the standard enhancements in the ASTRO 25 7.16 system release
- Describe optional enhancements in the ASTRO 25 7.16 system release
- Describe the key optional features available in the ASTRO 25 7.16 system release

#### REQUISITE KNOWLEDGE

Completion of the following course(s) or equivalent experience:

- ASTRO 25 IV&D Curriculum (Release 7.9 or later) or equivalent knowledge for supported job role



#### VIRTUAL CLASSROOM

LENGTH: 2 HOURS

LMS COURSE CODE:  
**AST1029**



[CLICK HERE TO VIEW THE  
LATIN AMERICA SCHEDULE](#)

## ASTRO® 25 IV&D K CORE WORKSHOP

### COURSE OVERVIEW

The ASTRO® 25 IV&D Conventional with K Core and Configuration Manager course teaches advanced troubleshooting skills and best practices for the ASTRO 25 IV&D Conventional K Core. It also focuses on administrator functions and how to use the ASTRO 25 IV&D Configuration Manager applications. A technical **introduction** to the MCC 7000 series consoles as used within the ASTRO 25 IV&D Conventional K Core, including some administrator functions, is also provided. Learning activities focus on gathering and analyzing system information to implement the appropriate actions that return a system to full operational status.

### AUDIENCE

Master Site Technicians, System Administrators, Technical System Administrators, System Technicians and other Application Users

### COURSE OBJECTIVES

After completing this course, the student will be able to:

- Describe the ASTRO 25 IV&D Conventional K Core
- Describe the functional and radio subsystems that comprise the ASTRO 25 IV&D Conventional K Core System
- Configure parameters in the Configuration Manager application
- Identify the advantages and disadvantages of options available for the configuration of system infrastructure and user parameters
- Explain and discuss call flow and data flow through ASTRO 25 IV&D Conventional K Core
- Perform recommended routine maintenance procedures for the ASTRO 25 IV&D Conventional K Core
- Utilize the troubleshooting tools to diagnose a fault and restore the ASTRO 25 IV&D Conventional K Core to the level of the Motorola-supported service strategy


### REQUISITE KNOWLEDGE

Completion of the following course(s) or equivalent experience:

- Bridging the Knowledge Gap for ASTRO 25 (ACT100-E or ACT101-E)
- Networking Essentials in Communication Equipment (NST762)
- ASTRO 25 Systems Applied Networking (NWT003)

### Required:

- ASTRO 25 IV&D Conventional with K Core System Overview (ACS715400)



**INSTRUCTOR-LED**

**LENGTH: 3 DAYS**

**LMS COURSE CODE:**

**ACS716410**



**CLICK HERE TO VIEW THE  
LATIN AMERICA SCHEDULE**

## RADIO SOLUTIONS **ASTRO® 25 IV&D SYSTEMS**

For information on prerequisites and to register for courses visit the LMS at:  
[LEARNING.MOTOROLASOLUTIONS.COM](http://LEARNING.MOTOROLASOLUTIONS.COM)

For general information contact the Latin America Learning Help Desk at:  
[training.LACR@motorolasolutions.com](mailto:training.LACR@motorolasolutions.com)

### **ASTRO® 25 IV&D CONVENTIONAL RF SITE WORKSHOP**

#### **COURSE OVERVIEW**

The ASTRO® 25 IV&D Conventional RF Site workshop describes the components in the different ASTRO 25 IV&D Conventional RF Sites topologies. This course also presents how the different ASTRO 25 IV&D Conventional RF Sites topologies operate and explains the tools and methods available for troubleshooting components within the different ASTRO 25 IV&D Conventional RF Sites topologies.

#### **AUDIENCE**

Site Technicians

#### **COURSE OBJECTIVES**

After completing this course, the student will be able to:

- Identify the ASTRO 25 IV&D Conventional RF site topologies
- Describe the functionality components of the different ASTRO 25 IV&D Conventional RF Sites topologies
- Configure and troubleshoot components of the different ASTRO 25 IV&D Conventional RF Sites topologies
- Configure and troubleshoot the Network Transport subsystem of the different ASTRO 25 IV&D Conventional RF Sites topologies

#### **REQUISITE KNOWLEDGE**

Completion of the following course(s) or equivalent experience:

- Bridging the Knowledge Gap for ASTRO 25 (ACT100-E or ACT101-E)
- Networking Essentials in Communication Equipment (NST762)
- ASTRO 25 Systems Applied Networking (NWT003)

#### **Required:**

Take one of the following, depending on system supporting:

- ASTRO 25 IV&D Conventional with M Core System Overview (ACS715420)
- ASTRO 25 IV&D Conventional with K Core System Overview (ACS715400)



**INSTRUCTOR-LED**  
**LENGTH: 3 DAYS**  
**LMS COURSE CODE:**  
**ACS716440**

### **ASTRO® 25 IV&D RADIO SYSTEM ADMINISTRATOR WORKSHOP**

#### **COURSE OVERVIEW**

This workshop covers administrator functions for an ASTRO® 25 IV&D System. Learning activities in this course focus on how to use the different ASTRO 25 IV&D System Management applications. Participants will be provided with an opportunity to discuss how to structure their organization and personnel for optimal ASTRO 25 IV&D system use.

#### **AUDIENCE**

System Administrators, Technical System Administrators, System Technicians, and other Application Users

#### **COURSE OBJECTIVES**

After completing this course, the student will be able to:

- Describe the relationship between radio programming, console administration and system management, and the impact of this relationship on system planning
- List the network management tools applicable at each phase of the system life cycle
- Use the report and real-time data to monitor performance and make adjustments necessary to maintain acceptable system performance levels
- Identify the advantages and disadvantages of options available for the configuration of system infrastructure and user parameters

#### **REQUISITE KNOWLEDGE**

Take one of the following, depending on system supporting:

- ASTRO 25 IV&D with M Core System Overview (ACS715200)
- ASTRO 25 IV&D Conventional with M Core System Overview (ACS715420)
- ASTRO 25 IV&D Trunking with L Core System Overview (ACS715430)

#### **AND**

- ASTRO 25 IV&D Introduction to Radio System Management Applications (ACS716201)



**INSTRUCTOR-LED**  
**LENGTH: 4.5 DAYS**  
**LMS COURSE CODE:**  
**ACS716102**

### **ASTRO® 25 IV&D IP BASED DIGITAL SIMULCAST WORKSHOP**

#### **COURSE OVERVIEW**

The ASTRO® 25 IV&D IP Based Digital Simulcast workshop provides an understanding of the components that comprise the ASTRO 25 IV&D IP Simulcast subsystem, and how they operate in conjunction with each other. The workshop also explains the tools and methods available for troubleshooting components within the IP Based Simulcast subsystem.

#### **AUDIENCE**

Simulcast Site Technicians

#### **COURSE OBJECTIVES**

After completing this course, the student will be able to:

- Recognize the flow of message and control data within an ASTRO 25 IV&D IP Digital Simulcast subsystem
- Identify the major components and connections within an ASTRO 25 IV&D IP Digital Simulcast subsystem prime and remote sites
- Recognize how calls are processed within an ASTRO 25 IV&D IP Digital Simulcast subsystem
- Perform maintenance and troubleshooting of select components in an ASTRO 25 IV&D IP Digital Simulcast subsystem

#### **REQUISITE KNOWLEDGE**

Completion of the following course(s) or equivalent experience:

- Bridging the Knowledge Gap for ASTRO 25 – Technician (ACT100-E)
- Networking Essentials in Communication Equipment (NST762)
- ASTRO 25 Systems Applied Networking (NWT003)

#### **Required:**

- ASTRO 25 IV&D with M Core System Overview (ACS715200)
- ASTRO 25 IV&D Trunking with L Core System Overview (ACS715430)



**INSTRUCTOR-LED**  
**LENGTH: 3 DAYS**  
**LMS COURSE CODE:**  
**ACS716217**



**CLICK HERE TO VIEW THE  
LATIN AMERICA SCHEDULE**

## ASTRO® 25 IV&D GTR 8000 REPEATER SITE WORKSHOP

### COURSE OVERVIEW

This workshop describes the components in the ASTRO® 25 IV&D System Repeater Site with GTR 8000 expandable site subsystem. This course also presents how the GTR 8000 expandable site subsystem operates and explains the tools and methods available for troubleshooting components within the subsystem.

### AUDIENCE

GTR 8000 Site Technicians

### COURSE OBJECTIVES

After completing this course, the student will be able to:

- Describe the ASTRO 25 IV&D Repeater Site with GTR 8000 Expandable Site Subsystem configurations and components
- Identify the GCP 8000 Site Controller functions and configuration requirements
- Describe the connections and interfaces to the GCP 8000
- Diagnose and troubleshoot the GCP 8000
- Describe the functionality of the GTR 8000 Expandable Site Subsystem
- Configure and troubleshoot the ASTRO 25 Repeater Site with GTR 8000 Expandable Site Subsystem
- Configure and troubleshoot the Network Transport subsystem

### REQUISITE KNOWLEDGE

Completion of the following course(s) or equivalent experience:

- Bridging the Knowledge Gap for ASTRO 25 – Technician (ACT100-E)
- Networking Essentials in Communication Equipment (NST762)
- ASTRO 25 Systems Applied Networking (NWT003)

### Required:

Take one of the following, depending on system supporting:

- ASTRO 25 IV&D with M Core System Overview (ACS715200)
- ASTRO 25 IV&D Trunking with L Core System Overview (ACS715430)



**INSTRUCTOR-LED**

**LENGTH: 3 DAYS**

**LMS COURSE CODE:  
ACS716208**

## STANDALONE GTR 8000 CONVENTIONAL BASE RADIO

**NEW**

### COURSE OVERVIEW

This course is designed to give the participants the ability to align, troubleshoot and repair the Standalone GTR 8000 Base Station/Repeater to Motorola Solutions recommended service levels.

Emphasis is placed on the use of Configuration Service Software (CSS) and its role in configuration, maintenance, diagnostics, alignments, and optimization of the Standalone GTR 8000 Base Radio/ Repeater

### AUDIENCE

Maintenance Technicians

### COURSE OBJECTIVES

After completing this course, the student will be able to:

- Understand basic concepts of the various radio systems supported by the GTR 8000 Conventional Base Radio
- Identify the equipment modules of the GTR 8000 Conventional Base Radio
- Operate and perform routine maintenance on the GTR 8000 Conventional Base Radio
- Understand basic operational theory of GTR 8000 Conventional Base Radio components
- Configure the GTR 8000 Conventional Base Radio using Configuration Service Software (CSS)
- Identify the different backplane connections on the GTR 8000 Conventional Base Radio
- Perform calibration and alignment adjustments for the GTR 8000 Conventional Base Radio
- Troubleshoot problems and identify/replace faulty modules in the GTR 8000 Conventional Base Radio

### REQUISITE KNOWLEDGE

Completion of the following course(s) or equivalent experience:

- General RF Knowledge and Skills
- Basic Knowledge of Two-Way Radio systems



**INSTRUCTOR-LED**

**LENGTH: 2 DAYS**

**LMS COURSE CODE:  
AST2006**



**CLICK HERE TO VIEW THE  
LATIN AMERICA SCHEDULE**



## RADIO SOLUTIONS **ASTRO® 25 IV&D SYSTEMS**

For information on prerequisites and to register for courses visit the LMS at:  
[LEARNING.MOTOROLASOLUTIONS.COM](http://LEARNING.MOTOROLASOLUTIONS.COM)

For general information contact the Latin America Learning Help Desk at:  
[training.LACR@motorolasolutions.com](mailto:training.LACR@motorolasolutions.com)

### **ASTRO® 25 ISSI 8000 / CSSI 8000 FEATURE OVERVIEW**



#### **COURSE OVERVIEW**

The ISSI 8000 / CSSI 8000 Feature Overview self-paced course describes the optional Inter-RF Subsystem Interface available in an ASTRO® 25 IV&D System. It presents a description of the feature, its benefits and components, call processing scenarios, and an overview of the installation process.

#### **AUDIENCE**

System Managers, Technical System Managers, System Technicians, Application Users

#### **COURSE OBJECTIVES**

After completing this course, the student will be able to:

- Describe the ISSI 8000 / CSSI 8000 feature
- Describe the components of the ISSI 8000 / CSSI 8000 feature
- Describe the communication scenarios if this feature is enabled
- Follow the installation and configuration process if this feature is added to an ASTRO system

#### **REQUISITE KNOWLEDGE**

Completion of the following course(s) or equivalent experience:

- Bridging the Knowledge Gap for ASTRO 25 – Technician (ACT100-E)

Take one of the following, depending on system supporting:

- ASTRO 25 IV&D with M Core System Overview (ACS715200)
- ASTRO 25 IV&D Trunking with L Core System Overview for (ACS715430)



**ONLINE, SELF-PACED**  
**LENGTH: 4 HOURS**  
**LMS COURSE CODE:**  
**AST2005**

### **ASTRO® 25 IV&D DYNAMIC SYSTEM RESILIENCE**



#### **COURSE OVERVIEW**

The ASTRO® 25 IV&D Dynamic System Resilience (DSR) Overview is a self-study training course intended to provide a technical overview of DSR. The course describes how DSR adds a geographically separate backup for the Master Site to protect against a catastrophic failure.

#### **AUDIENCE**

System Administrators, System Technicians, Field Technicians

#### **COURSE OBJECTIVES**

After completing this course, the student will be able to:

- Differentiate between a non-DSR Master Site and a DSR Master Site

Describe the DSR components, operation and functionality of each of the following services:

- Voice
- Data
- Network Management
- Network Transport
- IP Services
- MOSCAD™

#### **REQUISITE KNOWLEDGE**

Completion of the following course(s) or equivalent experience:

- ASTRO 25 IV&D with M Core System Overview (ACS715200)



**ONLINE, SELF-PACED**  
**LENGTH: 2 HOURS**  
**LMS COURSE CODE:**  
**ACS715023**

### **ASTRO® 25 IV&D INTERFACING SMARTZONE 3600 SYSTEMS (SMARTX)**



#### **COURSE OVERVIEW**

ASTRO 25 IV&D Trunked System - Interfacing SmartZone 3600 Systems with SmartX is designed to allow communication between subscriber radios at existing 3600 RF sites and an ASTRO 25 IV&D system. It is based on the Voice Processor Module hardware platform and enables the continued use of 3600 RF sites and subscriber radios with the release of ASTRO 25 7.7 or higher. This self-study training course is intended to provide information related to the installation and functionality of, including the hardware and software associated with, the SmartX Site Converter in the ASTRO 25 IV&D.

#### **AUDIENCE**

System Administrators, System Technicians, Field Technicians

#### **COURSE OBJECTIVES**

After completing this course, the student will be able to:

- Describe the SmartX Site Converter and its operation within the system
- Identify the major components and functionality.
- Know the requirements and components necessary to install a SmartX Site Converter

#### **REQUISITE KNOWLEDGE**

None



**ONLINE, SELF-PACED**  
**LENGTH: 2 HOURS**  
**LMS COURSE CODE:**  
**ACS713360**



**CLICK HERE TO VIEW THE  
LATIN AMERICA SCHEDULE**

## RADIO SOLUTIONS **ASTRO® 25 IV&D SYSTEMS**

For information on prerequisites and to register for courses visit the LMS at:  
[LEARNING.MOTOROLASOLUTIONS.COM](http://LEARNING.MOTOROLASOLUTIONS.COM)

For general information contact the Latin America Learning Help Desk at:  
[training.LACR@motorolasolutions.com](mailto:training.LACR@motorolasolutions.com)

### **ASTRO® 25 IV&D DIGITAL MUTUAL AID**



#### **COURSE OVERVIEW**

This web based course describes the functionality and the hardware and software associated with using Mutual Aid in the ASTRO® 25 IV&D System.

#### **AUDIENCE**

System Administrators, System Technicians,  
Field Technicians

#### **COURSE OBJECTIVES**

After completing this course, the student will be able to:

- Define the Mutual Aid feature
- Determine the configurations available for mutual aid in an ASTRO 25 IV&D system
- List the components for use with Digital Mutual Aid and Analog Mutual Aid in the ASTRO 25 IV&D
- Configure Digital Mutual Aid and Analog Mutual Aid in the ASTRO 25 IV&D system
- Troubleshoot Digital Mutual Aid and Analog Mutual Aid in the ASTRO 25 IV&D system

#### **REQUISITE KNOWLEDGE**

Completion of the following course(s) or equivalent experience:

- Bridging the Knowledge Gap for ASTRO 25 (ACT100-E or ACT101-E)
- Networking Essentials in Communication Equipment (NST762)

#### **Required:**

- ASTRO 25 IV&D with M Core System Overview (ACS715200)



**ONLINE, SELF-PACED**  
**LENGTH: 1 HOUR**  
**LMS COURSE CODE:**  
**ACS78210**

### **ASTRO® 25 IV&D ENHANCED TELEPHONE INTERCONNECT**



#### **COURSE OVERVIEW**

This web based course describes the functionality and the hardware and software associated with the Enhanced Telephone Interconnect feature in the ASTRO® 25 IV&D System.

#### **AUDIENCE**

System Technicians, System Administrators

#### **COURSE OBJECTIVES**

After completing this course, the student will be able to:

- Identify the function and major components for the Enhanced Telephone Interconnect feature
- Define the operation of the Enhanced Telephone Interconnect feature within the system
- Configure the Enhanced Telephone Interconnect equipment
- Troubleshoot the Enhanced Telephone Interconnect equipment

#### **REQUISITE KNOWLEDGE**

Completion of the following course(s) or equivalent experience:

- Bridging the Knowledge Gap for ASTRO 25 (ACT100-E or ACT101-E)
- Networking Essentials in Communication Equipment (NST762)



**ONLINE, SELF-PACED**  
**LENGTH: 2 HOURS**  
**LMS COURSE CODE:**  
**ACS715480**

### **ASTRO® 25 IV&D INFORMATION ASSURANCE SYSTEM**



#### **COURSE OVERVIEW**

This web based course describes the functionality and the hardware and software associated CNI Network Security in the ASTRO® 25 IV&D System.

#### **AUDIENCE**

System Administrators, System Technicians, Field Technicians

#### **COURSE OBJECTIVES**

After completing this course, the student will be able to:

- Define network security and its functions
- List the network security components of an ASTRO 25 IV&D system
- Define the functions, components and operation of the Core Server Management Server (CSMS)
- Identify the functions, components and operation of the Interface Barrier (NIB)
- Identify the functions, components and operation of the border router and the peripheral network router

#### **REQUISITE KNOWLEDGE**

Completion of the following course(s) or equivalent experience:

- Bridging the Knowledge Gap for ASTRO 25 (ACT100-E or ACT101-E)
- Networking Essentials in Communication Equipment (NST762)
- ASTRO 25 Systems Applied Networking (NWT003)

#### **Required:**

Take one of the following, depending on system supporting:

- ASTRO 25 IV&D with M Core System Overview (ACS715200)
- ASTRO 25 IV&D Conventional with M Core System Overview (ACS715420)
- ASTRO 25 IV&D Trunking with L Core System Overview (ACS715430)
- ASTRO 25 IV&D Conventional with K Core System Overview (ACS715400)



**ONLINE, SELF-PACED**  
**LENGTH: 4 HOURS**  
**LMS COURSE CODE:**  
**ACS715211**



**CLICK HERE TO VIEW THE  
LATIN AMERICA SCHEDULE**



# TETRA SYSTEMS PORTFOLIO

## DIPM

DIMETRA IP  
MICRO

TETRA  
NON-REDUNDANT

5 SITES

## DIPC

DIMETRA IP  
COMPACT

TETRA  
OPTIONAL REDUNDANT

24 SITES

## DIPS





DIMETRA IP  
SCALABLE

TETRA  
MANDATORY REDUNDANT

7 ZONES X  
64 CLUSTERS X 100 SITES



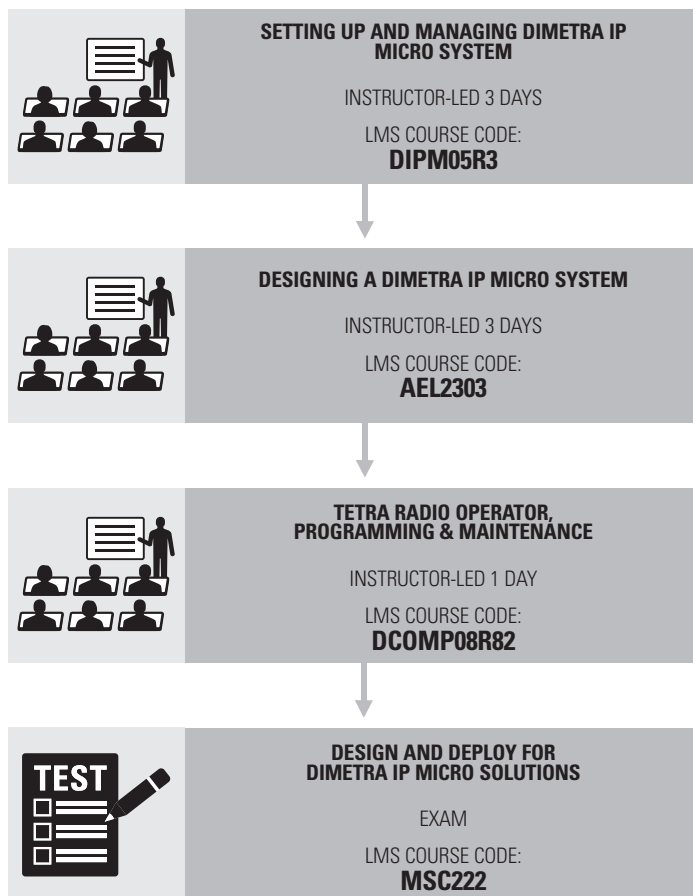
# TETRA SYSTEM

<b>DIMETRA SYSTEM OVERVIEW</b> (TSYS01R82) 	<b><u>43</u></b>
<b>NETWORK MANAGEMENT OVERVIEW</b> (DCOMP01R82)	<b><u>43</u></b>
<b>SETTING UP AND MANAGING DIMETRA IP MICRO SYSTEM</b> (DIPM05R3)	<b><u>43</u></b>
<b>SETTING UP AND MANAGING YOUR DIMETRA IP</b> (DCOMP04R82)	<b><u>44</u></b>
<b>DESIGNING A DIMETRA IP MICRO SYSTEM</b> (AEL2303)	<b><u>44</u></b>
<b>DESIGN A DIMETRA IP COMPACT SYSTEM R82</b> (AEL2302)	<b><u>44</u></b>
<b>DIMETRA IP COMPACT/SCALABLE TROUBLESHOOTING AND MAINTENANCE</b> (DCOMP05R82)	<b><u>45</u></b>
<b>MTS 1 INSTALATION, CONFIGURATION &amp; TROUBLESHOOTING COURSE OVERVIEW</b> (TBTS04) 	<b><u>45</u></b>
<b>MTS 2/4 INSTALATION, CONFIGURATION, TROUBLESHOOTING &amp; MAINTENANCE</b> (TBTS01) 	<b><u>45</u></b>
<b>DIMETRA DATA SUBSYSTEM WORKSHOP</b> (TSYS18) 	<b><u>46</u></b>

**THE LEARNING  
MANAGEMENT  
SYSTEM (LMS)**

**To register for a course, go to  
[learning.motorolasolutions.com](https://learning.motorolasolutions.com)**

## DIPM - DIMETRA IP MICRO

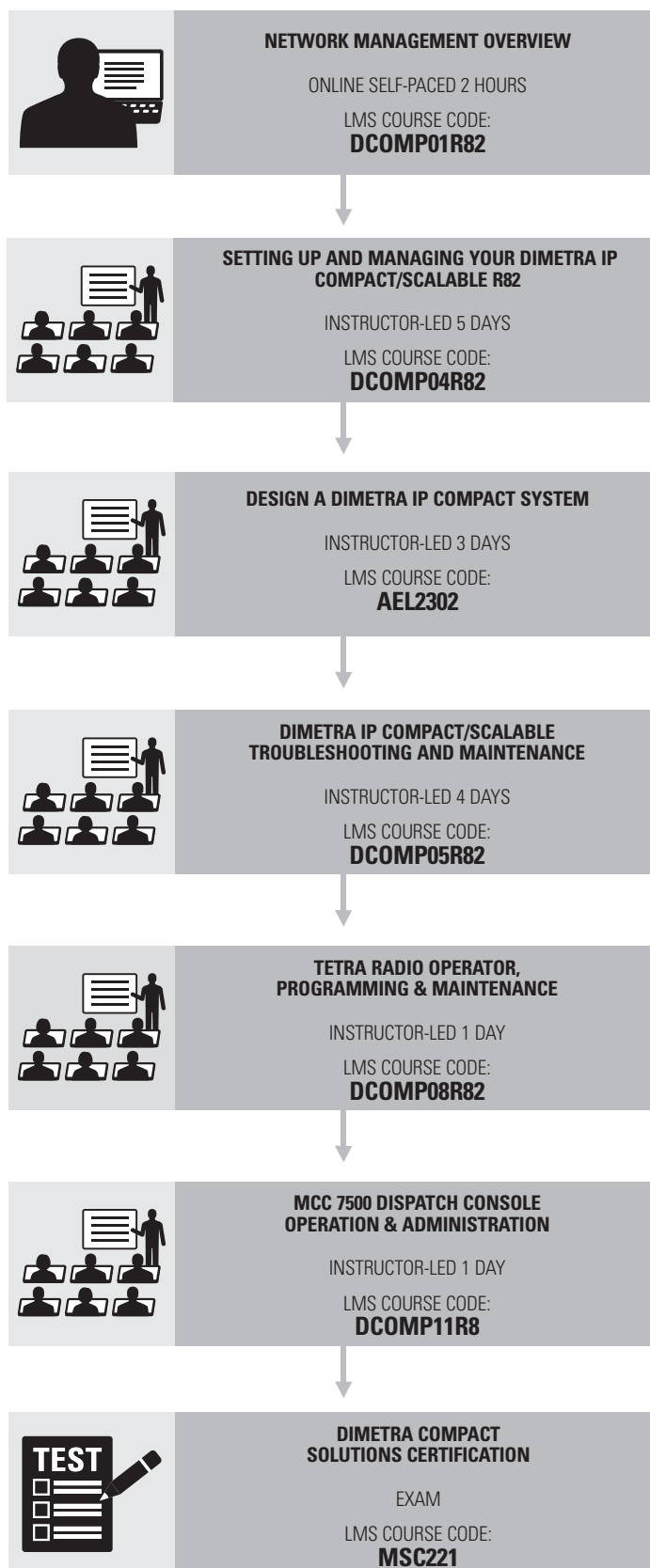


THIS COURSE BELONGS TO  
 TETRA SUBSCRIBER.  
 CLICK ON THIS LINK TO GO TO  
 PAGE 58 FOR ADDITIONAL DETAILS.

### CURRICULUM COMPLETE

PARTICIPANT HAS DIMETRA IP MICRO KNOWLEDGE TO SETUP, MANAGE, DESIGN AND DEPLOY A DIMETRA IP MICRO SOLUTION SYSTEM AND OPERATE, PROGRAMMING AND MAINTAIN TETRA RADIO.

## DIPC/DIPS - DIMETRA IP COMPACT/ DIMETRA IP SCALABLE



THIS COURSE BELONGS TO  
TETRA SUBSCRIBER.  
CLICK ON THIS LINK TO GO TO  
PAGE 58 FOR ADDITIONAL DETAILS.

THIS COURSE BELONGS TO  
TETRA CONSOLES.  
CLICK ON THIS LINK TO GO TO  
PAGE 51 FOR ADDITIONAL DETAILS.

### CURRICULUM COMPLETE

PARTICIPANT HAS DIMETRA IP  
COMPACT / DIMETRA IP SCALABLE  
KNOWLEDGE TO SETUP, MANAGE,  
DESIGN, TROUBLESHOOTING AND  
MAINTAIN A DIMETRA IP COMPACT /  
DIMETRA IP SCALABLE SOLUTION  
SYSTEM. OPERATE, PROGRAMMING  
AND MAINTAIN TETRA RADIO AND  
OPERATE AND ADMINSTRATE A  
DISPATCH CONSOLE.



## DIMETRA SYSTEM OVERVIEW



### COURSE OVERVIEW

This course provides an overview of the features and functions of a Dimetra IP R8.2 system. The course is divided into eight modules and includes descriptions of the various call types and system hardware functionality. An application overview describes the purpose of the software used to manage and administer the system. Each module includes an assessment designed to test learning.

### AUDIENCE

All staff who require an overview of the Dimetra IP system functionality and features.

### COURSE OBJECTIVES

- Describe Basic Radio Concepts
- Describe Dimetra IP Benefits
- Describe Dimetra R8.2 Features and their Benefits
- Describe Dimetra R8.2 Single Zone system Components and their Functionality
- Describe the Purpose and Function of Dimetra R8.2 Network Management Applications
- Describe Dimetra R8.2 Multi-Zone system Components and their Functionality
- Describe how different types of calls are processed through a Dimetra R8.2 System

### REQUISITE KNOWLEDGE

None

**INSTRUCTOR-LED**  
LENGTH: **3 DAYS**  
LMS COURSE CODE:  
**TSYS01R82**

## NETWORK MANAGEMENT OVERVIEW

### COURSE OVERVIEW

This e-Learning course provides an overview of the functions of Configuration and Administration Management, Fault Management and Performance Management. The applications used in each functional area are demonstrated based on business scenarios.

### AUDIENCE

System Managers, Operators and Engineers needing an overview of the Network Management Applications used for FCAPS in a Dimetra IP R8.2 system.

### COURSE OBJECTIVES

After completing this training course you will be able to:

- Identify the role and purpose of Network Management (NM) within a Dimetra IP System
- Define the FCAPS structure, and how Motorola Dimetra IP applications are associated with it
- Identify common navigation features of NM applications within the Dimetra IP system and how to access the applications
- Define the role of Configuration, Fault and Performance within NM
- Define key NM application features and tools
- Identify tasks related to Configuration, Fault and Performance using the relevant NM applications

### REQUISITE KNOWLEDGE

None

**ONLINE SELF-PACED**  
LENGTH: **1.5 HOURS**  
LMS COURSE CODE:  
**DCOMP01R82**

## SETTING UP AND MANAGING DIMETRA IP MICRO SYSTEM

### COURSE OVERVIEW

The workshop will provide an overview on how to set-up and run a Dimetra IP Micro system. The course will provide a system overview of the components and applications that make up the system as well as hands-on practicals that will allow delegates to perform typical configuration set-up procedures as well as common administration tasks.

### AUDIENCE

Personnel responsible for setting-up, configuring and administering a Dimetra IP Micro system.

### COURSE OBJECTIVES

After completing this course, the student will be able to:

- Describe the features and functions of the Dimetra IP Micro System
- Identify the Dimetra IP Micro System Components and describe their functions
- Describe the procedures for installing a Dimetra IP Micro system
- Use the Web Network Manager to perform typical system configuration and administration procedures for a Dimetra IP Micro system

### REQUISITE KNOWLEDGE

- IP background, RF Fundamentals

**INSTRUCTOR-LED**  
LENGTH: **3 DAYS**  
LMS COURSE CODE:  
**DIPM05R3**



[CLICK HERE TO VIEW THE  
LATIN AMERICA SCHEDULE](#)

## SETTING UP AND MANAGING YOUR DIMETRA IP

### COURSE OVERVIEW

The workshop will provide an overview on how to set-up and run a Dimetra IP Compact/Scalable system. The course will provide a system overview of the components and applications that make up the system as well as hands-on practicals that will allow delegates to perform configuration set-up procedures for common features and functions as well as common administration tasks.

### AUDIENCE

System Managers/Staff responsible for setting-up, configuring and administering a Dimetra IP Compact / Scalable system, MTS and MCC 7500 equipment.


### COURSE OBJECTIVES

By the end of the course, the student will be able to:

- Setup a Dimetra IP Compact/Scalable System
- Configure a Dimetra IP Compact/Scalable System for use using NM applications and procedures
- Carry out MTS configuration and verification procedures using Motorola BTS Service Software application
- Setup and configure a MCC 7500 dispatch subsystem for use within the Dimetra IP Compact/ Scalable system
- Carry out system backup and restoration procedures using the Dimetra Enhanced Software Update application and manual techniques

### REQUISITE KNOWLEDGE

- Server Administration, Linux, Windows Server and Windows7 operating systems
- Pre-requisite
- Network Management Overview.(DCOMP01R82)



**INSTRUCTOR-LED**  
LENGTH: **4 DAYS**  
LMS COURSE CODE:  
**DCOMP04R82**

## DESIGNING A DIMETRA IP MICRO SYSTEM

### COURSE OVERVIEW

This course provides best practices in the design of Dimetra IP Micro systems. It covers all areas from the initial gathering of customer requirements, selecting the most appropriate hardware and features, through to final technical review and customer acceptance testing. The course is highly practical and covers the use of system design tools, such as the Micro Pricebook Configuration tool and Terminal Pricebook Configuration Tool to produce a final design and cost breakdown of a customer system.

### AUDIENCE

Partners and employees who need to design Dimetra IP Micro systems.

### COURSE OBJECTIVES

Students will be able to operate and practices in Dimetra IP Micro system from Motorola.

After the course, students will be able to:

- Gather client system requirements using the model question 5C
- Generate preliminary design using the Motorola system design tools
- Select DIPM hardware and resources to meet customer needs
- Create a detailed design document for customer approval using the Motorola system design tools
- Describe the requirements for RF and select the best location
- Create the final documentation system based on client updates
- Describe the planning of installation requirements

### REQUISITE KNOWLEDGE

None



**INSTRUCTOR-LED**  
LENGTH: **3 DAYS**  
LMS COURSE CODE:  
**AEL2303**

## DESIGN A DIMETRA IP COMPACT SYSTEM

### COURSE OVERVIEW

This course provides best practices in the design of Dimetra IP Compact System R8.2 and covers all areas from the initial gathering of customer requirements, selecting the most appropriate hardware and features, through to final technical review and customer acceptance testing. The course is highly practical and covers the use of system design tools, such as the Pricebook Configuration tool, Network Configuration Tool Express and Terminal Pricebook Configuration Tool to produce a final design and cost breakdown of a customer system.

### AUDIENCE

Motorola partners and employees who are required to design Dimetra IP Compact systems.

### COURSE OBJECTIVES

By the end of the course, you will be able to:

- Gather customer system requirements using the 5C question model
- Generate preliminary design using Motorola system design tools
- Select DIPM hardware and features to meet customer needs
- Create a detailed design document for customer approval using Motorola system design tools
- Describe requirements for RF and control site selection
- Develop final system documentation based on customer updates
- Describe installation planning requirements

### REQUISITE KNOWLEDGE

Must be familiar with the Dimetra Products, system design techniques and questioning techniques.

Pre requisites:

- TETRA Radio Portfolio Overview (AAE1403)
- Dimetra IP System Portfolio Overview (AAE1404)
- Design a Dimetra IP Compact System R8.2 (AEL2302)
- TETRA Accessories Portfolio Overview (DMT1018.00E)
- Basic RF (RDS0002)
- Basic Networking (RDS0003)



**INSTRUCTOR-LED**  
LENGTH: **3 DAYS**  
LMS COURSE CODE:  
**AEL2302**

## DIMETRA IP COMPACT/SCALABLE TROUBLESHOOTING AND MAINTENANCE

### COURSE OVERVIEW

The workshop will allow delegates an introduction into troubleshooting and maintaining a live Dimetra IP Compact/Scalable system. Delegates will complete a series of business scenario task sheets, utilizing a troubleshooting methodology, diagnostics applications and completing FRUNFRE procedures to resolve issue.

### AUDIENCE

Dealers and Distributors who troubleshoot and maintain a Dimetra IP Compact/Scalable

### COURSE OBJECTIVES

Upon completing this course, the participant will be able to:

- Describe troubleshooting model process, system support tools and technical support services provided by Motorola Solutions
- Describe the Dimetra IP Compact/Scalable system architecture
- Perform troubleshooting procedures using system troubleshooting tools
- Perform recommended routine maintenance procedures for a Dimetra IP Compact/Scalable system
- Perform replacement procedures and reconfigure faulty Field Replaceable Units (FRUs) and Field Replaceable Equipment/ Entities (FREs) within a Dimetra IP Compact/Scalable system
- Perform verification procedures on FRU/FRE replacement

### REQUISITE KNOWLEDGE

- Server Administration, Linux and Windows operating systems.TFTP setup and IP networking basics

Pre requisites:

- Network Management Overview (DCOMP01R82)
- R8.2 Setting Up and Managing Your Dimetra IP Compact/Scalable (DCOMP04R82)



**INSTRUCTOR-LED**  
 LENGTH: **4 DAYS**  
 LMS COURSE CODE:  
**DCOMP05R82**

## MTS 1 INSTALATION, CONFIG & TROUBLESHOOTING COURSE OVERVIEW

### COURSE OVERVIEW

This course includes the theoretical and practical aspects of configuring, maintaining and troubleshooting the MTS 1 base station covering Dimetra Release 8.2 software. The course includes the practical use of service software and the man-machine. Practical sessions include the testing and configuration of the MTS 1.

### AUDIENCE

Field Engineers responsible for installing and configuring and maintaining MTS 1 equipment.

### COURSE OBJECTIVES

By the end of the course, you will be able to:

- Describe the function of the MTS 1 within a Dimetra System
- Identify and describe the function of MTS 1 components
- Describe MTS 1 installation procedures
- Execute MMI commands using local and telnet access
- Perform MTS 1 verification test procedures
- Download configuration and application files using the BTS Service Software and Software Download Manager application
- Perform MTS 1 Ki loading procedures
- Perform MTS 1 troubleshooting using BTS Service Software

### REQUISITE KNOWLEDGE

- RF and Field or Bench service background



**INSTRUCTOR-LED**  
 LENGTH: **2.5 DAYS**  
 LMS COURSE CODE:  
**TBTS04**

## MTS 2/4 INSTALATION, CONFIG, TROUBLESHOOTING AND MAINTENANCE

### COURSE OVERVIEW

This course is divided into seven modules and includes the theoretical and practical aspects of configuring, maintaining and troubleshooting the MTS base station in a Dimetra IP system. The course includes the practical use of service software and the man-machine interface. Practical sessions include the removal and replacement Field Replaceable Units (FRU).

### AUDIENCE

Field Engineers responsible for installing, configuring and maintaining the base station equipment.

### COURSE OBJECTIVES

By the end of the course, you will be able to:

- Describe the function of the MTS within a Dimetra System
- Identify the field replaceable units (FRUs) within the MTS
- Describe the function of FRUs within the MTS
- Perform MTS installation procedures
- Carry out removal and replacement procedures for all MTS FRUs
- Identify FRU part numbers
- Utilize the Software Download application
- Perform maintenance and testing procedures using Motorola TETRA BTS Service Software
- Download a configuration file to the MTS using the BTS Service Software and Software Download Manager applications
- Perform Ki loading procedures to the MTS
- Carry out MTS expansion
- Troubleshoot MTS to FRU level

### REQUISITE KNOWLEDGE

- RF and Field or Bench service background



**INSTRUCTOR-LED**  
 LENGTH: **3 DAYS**  
 LMS COURSE CODE:  
**TBTS01**



**CLICK HERE TO VIEW THE  
 LATIN AMERICA SCHEDULE**

### **DIMETRA IP DATA SUBSYSTEM COURSE**



#### **COURSE OVERVIEW**

This course will give an overview of the function of the data subsystem, its hardware and software components and how the data subsystem interacts with the Dimetra IP R6.2SSR System.

#### **AUDIENCE**

All staff who require an overview of the Dimetra IP Data Subsystem functionality and features.

#### **COURSE OBJECTIVES**

By the end of the course, the student will be able to understand:

- Overview of the Data Subsystem
- Hardware Components
- Software Components
- Interaction with other subsystem
- Backup & Restore procedures
- FRUFRE Procedures

#### **REQUISITE KNOWLEDGE**

None



**INSTRUCTOR-LED**

LENGTH: **3 DAYS**

LMS COURSE CODE:

**TSYS18**






**CLICK HERE TO VIEW THE  
LATIN AMERICA SCHEDULE**



# CONSOLES COURSES

## ASTRO® CONSOLES

MCC 7000 SERIES DISPATCH CONSOLES OVERVIEW (CON014)	<u>49</u>
MCC 7000 SERIES DISPATCH CONSOLES WORKSHOP (CON012)*	<u>49</u>
MCC 5500 DISPATCH CONSOLE (CON007)	<u>49</u>
MIP 5000 INSTALLATION AND MAINTENANCE (CON013)*	<u>50</u>
MCD 5000 TECHNICAL WORKSHOP (RDS1022) 	<u>50</u>
ASTRO 25 NICE LOGGER INTEGRATION (AST1002) 	<u>50</u>
DOMAIN CONTROLLER ADMINISTRATION (AST2016) 	<u>51</u>

**\* PLEASE NOTE:**

**MCC 7000 SERIES DISPATCH CONSOLES WORKSHOP (CON012)**  
focuses on the consoles application in an M-Core System.

**MIP 5000 INSTALLATION AND MAINTENANCE (CON013)** applies to all platforms: ASTRO, TETRA and MOTOTRBO.

## TETRA CONSOLES

DIMETRA IP MCC 7500 TROUBLESHOOTING AND MAINTENANCE WORKSHOP (TSYS31R82)	<u>51</u>
DIMETRA IP MCC 7500 DISPATCH CONSOLE OPERATOR TRAINING (TSYS32R82)	<u>52</u>
DIMETRA IP MCC 7500 DISPATCH CONSOLE ADMINISTRATOR TRAINING (TSYS33R82)	<u>52</u>
MCC 7500 DISPATCH CONSOLE OPERATION & ADMINISTRATION (DCOMP11R8)	<u>52</u>

 **THE LEARNING MANAGEMENT SYSTEM (LMS)**

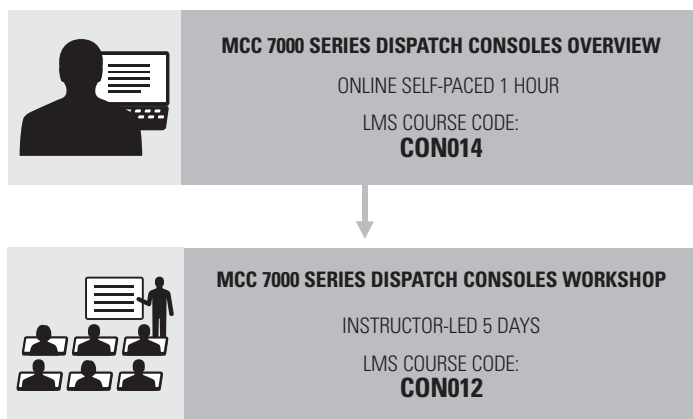
To register for a course, go to [learning.motorolasolutions.com](http://learning.motorolasolutions.com)

## RADIO SOLUTIONS CONSOLES

For information on prerequisites and to register for courses visit the LMS at:  
[LEARNING.MOTOROLASOLUTIONS.COM](http://LEARNING.MOTOROLASOLUTIONS.COM)

For general information contact the Latin America Learning Help Desk at:  
[training.LACR@motorolasolutions.com](mailto:training.LACR@motorolasolutions.com)




### ASTRO® CONSOLES TECHNICAL TRAINING CURRICULUM



### CURRICULUM COMPLETE

PARTICIPANT CAN MAINTAIN A MCC 7000 DISPATCH CONSOLE SITE INCLUDING: CONSOLE PC, VPM, CCGW'S AND AUX I/O SERVERS.  
\*PARTICIPANT PERFORMS TROUBLESHOOTING AND REPLACEMENT OF SITE DEVICES DURING COURSE.

### OPTIONAL CONSOLE TRAINING

MCD 5000 TECHNICAL WORKSHOP	ASTRO® 25 NICE LOGGER INTEGRATION	ASTRO® 25 DOMAIN CONTROLLER ADMINISTRATION
MCD 5000 TECHNICAL WORKSHOP	ASTRO 25 NICE LOGGER INTEGRATION	ASTRO 25 DOMAIN CONTROLLER ADMINISTRATION
INSTRUCTOR-LED 4 DAYS	INSTRUCTOR-LED 4.5 DAYS	INSTRUCTOR-LED 3 DAYS
<b>RDS1022</b> 	<b>AST1002</b> 	<b>AST2016</b> 



## RADIO SOLUTIONS CONSOLES

For information on prerequisites and to register for courses visit the LMS at:  
[LEARNING.MOTOROLASOLUTIONS.COM](http://LEARNING.MOTOROLASOLUTIONS.COM)

For general information contact the Latin America Learning Help Desk at:  
[training.LACR@motorolasolutions.com](mailto:training.LACR@motorolasolutions.com)

### MCC 7000 SERIES DISPATCH CONSOLES OVERVIEW

#### COURSE OVERVIEW

This course provides an overview of the MCC 7000 series of dispatch consoles which consist of the MCC 7100 and MCC 7500 Dispatch Console. It includes a: description of the features, illustrations of subsystem architecture options, descriptions of subsystem components and illustrations of signal flow and call processing.

#### AUDIENCE

System Administrators, Console Technicians.

#### COURSE OBJECTIVES

After completing this course, the student will be able to:

- Describe the features of MCC 7000 series of Dispatch Consoles
- Explain the various system architectures for Dispatch Console subsystems
- Describe system components in a Dispatch Console subsystem
- Describe the steps in the signal flow of call processing from a Dispatch Console

#### REQUISITE KNOWLEDGE

Completion of the following course(s) or equivalent experience:

- Bridging the Knowledge Gap (ACT100-E or ACT101-E)
- Fundamentals of Networks for LA (AEL1300)
- ASTRO® 25 Systems Applied Networking (NWT003)

#### Required:

- System Overview for ASTRO® 25 IV&D with M Core (ACS715200)
- ASTRO 25 IV&D Introduction to Radio System Management Applications (ACS716201)



**ONLINE, SELF-PACED**  
LENGTH: **1 HOUR**  
LMS COURSE CODE:  
**CON014**

### MCC 7000 SERIES DISPATCH CONSOLES WORKSHOP

#### COURSE OVERVIEW

This course familiarizes participants with installation, configuration, management and repair of MCC 7000 series dispatch consoles, Archiving Interface Servers, AUX I/O servers, and Conventional Channel Gateways. The focus is on a detailed discussion of console hardware and the installation and configuration of the MCC 7000 series consoles which consist of the MCC 7100 and MCC 7500 dispatch console.

#### AUDIENCE

System Administrators, Console Technicians.

#### COURSE OBJECTIVES

After completing this course, the student will be able to:

- Install and configure the hardware and software components of the MCC 7000 Series Dispatch Consoles Subsystem
- Perform MCC 7000 Series site connectivity and bandwidth management
- Perform System Administrator functions using the MCC 7000 Series Administrator software
- Troubleshoot installation and configuration problems for the MCC 7000 Series Dispatch Consoles

#### REQUISITE KNOWLEDGE

Completion of the following course(s) or equivalent experience:

- Bridging the Knowledge Gap (ACT100-E or ACT101-E)
- Fundamentals of Networks for LA (AEL1300)
- ASTRO® 25 Systems Applied Networking (NWT003)

#### Required:

- System Overview for ASTRO 25 IV&D with M Core (ACS715200)
- ASTRO 25 IV&D Introduction to Radio System Management Applications (ACS716201)
- MCC 7000 Series Dispatch Consoles Overview (CON014)



**INSTRUCTOR-LED**  
LENGTH: **5 DAYS**  
LMS COURSE CODE:  
**CON012**

### MCC 5500 DISPATCH CONSOLE

#### COURSE OVERVIEW

This course familiarizes technicians in troubleshooting/ repair functions, operating procedures, and hardware/ software applications for the MCC 5500 console. This course will provide all of the technical information required to configure, program, align, optimize, calibrate and repair the MCC5500 console based on the recommended service level.

#### AUDIENCE

Console Technicians, System Managers

#### COURSE OBJECTIVES

After completing this course, the student will be able to:

- Calculate hardware required for a MCC 5500 installation
- Install and configure all of the relevant hardware
- Test, troubleshoot and configure the main hardware components
- Build, modify, load and troubleshoot a system database

#### REQUISITE KNOWLEDGE

Completion of the following course(s) or equivalent experience:

- Experience using common communication test equipment
- Knowledge of basic two-way FM communications theory and logic circuits or completion of: Communication Systems Concepts (NST021)



**INSTRUCTOR-LED**  
LENGTH: **3.5 DAYS**  
LMS COURSE CODE:  
**CON007**



**CLICK HERE TO VIEW THE  
LATIN AMERICA SCHEDULE**

## RADIO SOLUTIONS CONSOLES

For information on prerequisites and to register for courses visit the LMS at:  
[LEARNING.MOTOROLASOLUTIONS.COM](http://LEARNING.MOTOROLASOLUTIONS.COM)

For general information contact the Latin America Learning Help Desk at:  
[training.LACR@motorolasolutions.com](mailto:training.LACR@motorolasolutions.com)

### MIP 5000 INSTALLATION AND MAINTENANCE

#### COURSE OVERVIEW

The goal of the MIP 5000 Installation and Maintenance training is to teach participants how to correctly install and maintain a MIP 5000 console in the field. All platforms (ASTRO, MOTOTRBO and TETRA).

#### AUDIENCE

Motorola Solutions Employees, Customers, Two-way Dealer Channel, MR Channel.

#### COURSE OBJECTIVES

After completing this course, the student will be able to:

- Describe what the MIP 5000 does
- Describe the System Architecture
- Describe the Distributed Call Processing Module (DCPM)
- Explain the purpose of the Discovery Form
- Properly Install a MIP 5000 Console
- Properly Configure a MIP 5000 Console
- Describe the purpose of the DCPM Service Manager
- List common troubleshooting problems and their solutions

#### REQUISITE KNOWLEDGE

##### Recommended:

- Any version of CEDMEL2000 – MOTOTRBO System Introduction for Technicians
- Associate level MOTOTRBO Certification courses



**INSTRUCTOR-LED**

LENGTH: 1 DAY

LMS COURSE CODE: **CON013**

### MCD 5000 TECHNICAL WORKSHOP

#### COURSE OVERVIEW

This workshop supports those that install, configure, or support the MCD 5000 Deskset. This three day training course will cover installation procedures for the MCD 5000 Deskset, Radio Gateway Unit (RGU), and connectivity to different station types. Configuration and programming of the MCD5000 and its supporting equipment will be covered through discussion and hands-on lab activities. Troubleshooting and maintenance techniques will be addressed to the Motorola recommended service level.

#### AUDIENCE

Console Technicians, System Managers.

#### COURSE OBJECTIVES

After completing this course, the student will be able to:

- Identify the MCD 5000 System Components and functions
- Install MCD 5000 Deskset
- Install Radio Gateway Units
- Configure MCD 5000 subcomponents
- Troubleshoot the MCD 5000 System to Motorola Solutions recommended service levels
- Configure MCD 5000 with the Operations and Management Center (OMC), as applicable.
- Use the Administrator Control Panel (ACP) to configure an MCD 5000 System with OMC.
- Describe the function of the MCD 5000 Deskset
- Describe all tasks on the MCD 5000 Deskset
- Discuss MCD 5000 Deskset Basic Operations

#### REQUISITE KNOWLEDGE

Completion of the following course(s) or equivalent experience:

- Communication Systems Concepts (NST021)



**INSTRUCTOR-LED**

LENGTH: 4 DAYS

LMS COURSE CODE:  
**RDS1022**

### ASTRO® 25 NICE LOGGER INTEGRATION

#### COURSE OVERVIEW

This workshop covers the tasks and knowledge to implement a NICE logging solution in an ASTRO® 25 system. Learning activities in this course focus on both initial installation and configuration, and operation and troubleshooting the components after installation. Participants will be provided with an opportunity to demonstrate, with available lab equipment, tasks required to install and maintain the related subsystem components.

#### AUDIENCE

Console Technicians, System Managers.

#### COURSE OBJECTIVES

After completing this course, the student will be able to:

- Describe the functionality of the different components and applications required for NICE Radio logging
- Install and configure required components into an ASTRO 25 system
- Perform administrative tasks necessary for operation of the logging solution
- Use system tools and applications to identify potential causes of failure of the logging solution

#### REQUISITE KNOWLEDGE

Completion of the following course(s) or equivalent experience:

- ASTRO 25 IV&D Trunked System Overview (ACS715200)
- MCC 7000 Series Dispatch Console Workshop (CON012)



**INSTRUCTOR-LED**

LENGTH: 4.5 DAYS

LMS COURSE CODE:  
**AST1002**



**CLICK HERE TO VIEW THE  
LATIN AMERICA SCHEDULE**

## RADIO SOLUTIONS CONSOLES

For information on prerequisites and to register for courses visit the LMS at:  
[LEARNING.MOTOROLASOLUTIONS.COM](http://LEARNING.MOTOROLASOLUTIONS.COM)

For general information contact the Latin America Learning Help Desk at:  
[training.LACR@motorolasolutions.com](mailto:training.LACR@motorolasolutions.com)

### ASTRO® 25 DOMAIN CONTROLLER ADMINISTRATION



#### COURSE OVERVIEW

This workshop covers the administrator and management functions in the ASTRO 25 Domain Controller and how these functions affect both users and computers in the ASTRO 25 system. Learning activities in this course focus on how to use the Domain Controllers to authenticate, administer, and authorize users and devices in the ASTRO 25 System. Group Policies and Organizational Units, RADIUS, and DNS structure will be addressed during this course.

#### AUDIENCE

Console Technicians, System Managers.

#### COURSE OBJECTIVES

After completing this course, the student will be able to:

- Understand the Domain Controller server platform
- Understand the DNS Hierarchy in the ASTRO 25 system
- Implement RADIUS authentication in applicable devices in an ASTRO 25 system
- 

- Use Active Directory to control users in the ASTRO 25 system
- Understand Group Policy objects and how they impact users in the ASTRO 25 Domain

#### REQUISITE KNOWLEDGE

Completion of the following course(s) or equivalent experience:

- ASTRO 25 IV&D with M Core System Overview (ACS715200)
- ASTRO 25 IV&D Conventional with M Core Overview (ACS715420)



#### INSTRUCTOR-LED

LENGTH: 3 DAYS

LMS COURSE CODE:  
**AST2016**

## TETRA CONSOLES

### DIMETRA IP MCC 7500C TROUBLESHOOTING AND MAINTENANCE WORKSHOP

#### COURSE OVERVIEW

During this workshop students will perform installation, configuration and troubleshooting procedures relating to the MCC 7500C dispatch console on a live Dimetra IP R8.2 system.

#### AUDIENCE

Control Room Managers, System Engineers and Network Administrators responsible for the installation, configuration and maintenance of control rooms containing MCC 7500C dispatch consoles in a Dimetra IP R8.2 system.

#### COURSE OBJECTIVES

- Install and configure the hardware and software components of the MCC 7500C Dispatch Console Subsystem
- Troubleshoot installation and configuration problems for the MCC 7500C Dispatch Console

#### REQUISITE KNOWLEDGE

- Dimetra IP R8.2 System Overview course (TSYS01R82)



#### INSTRUCTOR-LED

LENGTH: 3 DAYS

LMS COURSE CODE:  
**TSYS31R82**



[CLICK HERE TO VIEW THE  
LATIN AMERICA SCHEDULE](#)

## RADIO SOLUTIONS CONSOLES

For information on prerequisites and to register for courses visit the LMS at:  
[LEARNING.MOTOROLASOLUTIONS.COM](http://LEARNING.MOTOROLASOLUTIONS.COM)

For general information contact the Latin America Learning Help Desk at:  
[training.LACR@motorolasolutions.com](mailto:training.LACR@motorolasolutions.com)

### DIMETRA IP MCC 7500 DISPATCH CONSOLE OPERATOR TRAINING

#### COURSE OVERVIEW

This course provides students with an introduction to the dispatch console, its basic operation and tailored job aids which will be available for assistance in operation. Through facilitation and hands-on activities, the user learns how to perform common tasks associated with the console operation.

#### AUDIENCE


Dispatch Console Operators.

#### COURSE OBJECTIVES

- Identify the hardware components that make up the dispatcher position
- Describe the purpose of the Elite Dispatch application
- Identify elements that make up the menu and toolbar structure within the Elite Dispatch software
- Perform dispatcher operations:
  - Communicate with radios: transmit and receive calls within group and individual communications categories
  - Perform advanced signaling features
  - Perform basic procedures within screen configurations
  - Perform basic procedures within resource groups

#### REQUISITE KNOWLEDGE

None



**INSTRUCTOR-LED**  
LENGTH: 1 DAY  
LMS COURSE CODE:  
**TSYS32R82**

### DIMETRA IP MCC 7500 DISPATCH CONSOLE ADMINISTRATOR TRAINING

#### COURSE OVERVIEW

This course provides students with an introduction to the Elite Admin application. It enables system administrators to use the software to set up configurations for the Elite Dispatch desktops that organize resources to meet specific user needs. Through facilitation and hands-on activities, the user learns how the configurations created in the Elite Admin can be saved and then distributed among the Elite Dispatch desktops.

#### AUDIENCE


System Administrators for Dispatch Console Operators.

#### COURSE OBJECTIVES

- Identify the hardware components that make up the dispatcher position
- Describe the Purpose of the Elite Admin application
- Identify elements that make up the menu and toolbar structure within the Elite Admin software
- Perform Elite Admin Configurations

#### REQUISITE KNOWLEDGE

- TSYS33R82 Dimetra IP MCC 7500 Operator Course (preferred)



**INSTRUCTOR-LED**  
LENGTH: 1 DAY  
LMS COURSE CODE:  
**TSYS33R82**

### MCC 7500 DISPATCH CONSOLE OPERATION & ADMINISTRATION

#### COURSE OVERVIEW

This course provides students with an introduction to the dispatch console, its basic operation and tailored job aids which will be available for assistance in operation. Through facilitation and hands-on activities, the user learns how to perform common tasks associated with the console operation.

#### AUDIENCE


Dispatch console operators and administration supervisors.

#### COURSE OBJECTIVES

- Communicating with radios: transmitting and receiving calls within group and individual communications categories
- Perform advanced signaling features i.e. Quick lists, Emergency call and alarms, Ambience Listening calls
- Perform basic procedures within screen configurations i.e. expanding and compressing resources, adjusting volume
- Perform basic procedures within resource groups i.e. multiselect or patch group, APB and patch transmit Course

#### REQUISITE KNOWLEDGE

None



**INSTRUCTOR-LED**  
LENGTH: 1 DAY  
LMS COURSE CODE:  
**DCOMP11R8**



# SUBSCRIBERS COURSES

## ASTRO® SUBSCRIBERS

<b>APX QUICK START</b> (AEE0401)	<b><u>55</u></b>
<b>CPS PROGRAMMING AND TEMPLATE BUILDING</b> (ADT001)	<b><u>55</u></b>
<b>APX CPS PROGRAMMING AND TEMPLATE BUILDING</b> (APX7001)	<b><u>55</u></b>
<b>XTS/XTL TECHNICAL SUBSCRIBER ACADEMY</b> (ADST005)	<b><u>56</u></b>
<b>APX TECHNICAL SUBSCRIBER ACADEMY</b> (APX010)	<b><u>57</u></b>

## TETRA SUBSCRIBERS

<b>TETRA TERMINALS PROGRAMMING COURSE</b> (TTER01Plus)	<b><u>58</u></b>
<b>INTEGRATED TERMINAL MANAGEMENT WORKSHOP</b> (TTER02)	<b><u>58</u></b>
<b>TRACES WORKSHOP</b> (TMSC04)	<b><u>58</u></b>
<b>MTC TETRA PDA PROGRAMMING</b> (TTER05)	<b><u>58</u></b>
<b>TETRA RADIO OPERATOR, PROGRAMMING &amp; MAINTENANCE</b> (DCOMP08R82)	<b><u>58</u></b>

## TETRA PORTABLE & MOBILE SUBSCRIBERS **59**

## MOTOTRBO™ SUBSCRIBERS **59**

### THE APX RADIO TECHNICAL ACADEMY AND THE XTS/XTL RADIO TECHNICAL ACADEMY

These “academy” style technical training courses are designed to provide technicians handling install, configuration, maintenance and troubleshooting support on APX or XTS/XTL subscribers, with a broader and deeper view of the APX radio and XTS/XTL radio. In addition to focusing on the capability, function and features of the APX and XTS/XTL radios as well as the detailed theory of operation of those radios, these academies will continue to focus on the correct procedures used to complete radio performance checks, radio alignment, maintenance and troubleshooting. They will also highlight other useful skills. These radio academies will include lecture and lab work on topics such as: Radio Flashing, Encryption (including configuring radios for OTAR), Programming Over P25 (POP 25), Advanced System Key Management, Vacuum and Submersibility testing, Mobile radio installation, Multiple Control Head configuration and many other special setup or configuration modes.

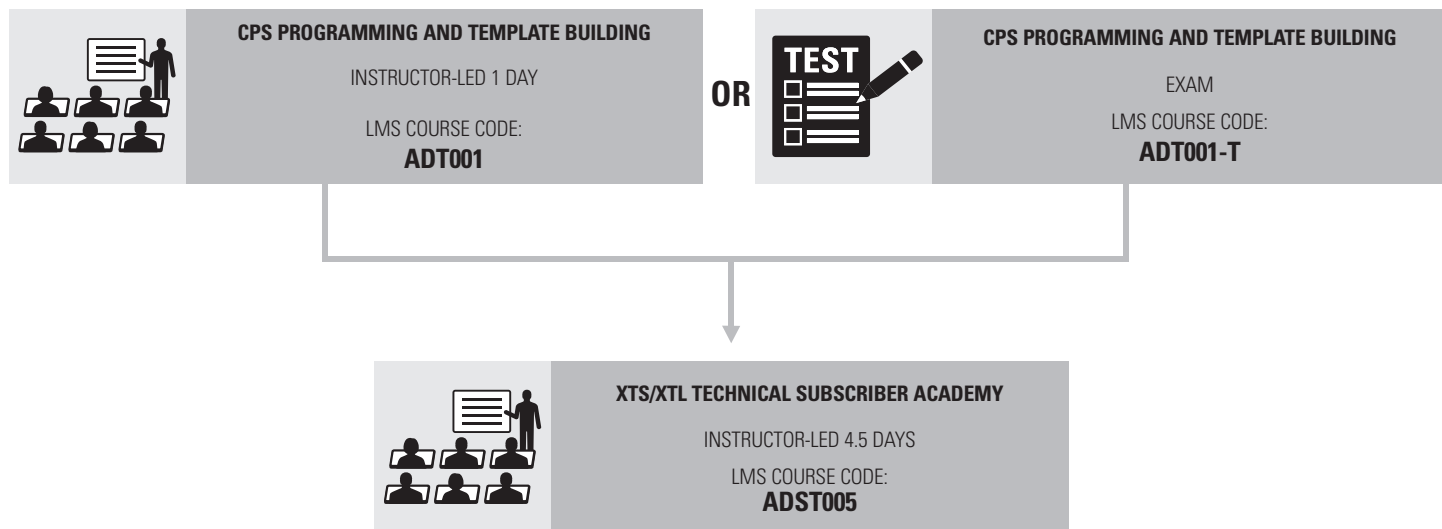
NOTE: As new APX models are released, they will be addressed during the APX Academy training. This approach provides technicians the expertise they need to work on the whole family of radios.

## RADIO SOLUTIONS **SUBSCRIBERS**

For information on prerequisites and to register for courses visit the LMS at:  
[LEARNING.MOTOROLASOLUTIONS.COM](http://LEARNING.MOTOROLASOLUTIONS.COM)

For general information contact the Latin America Learning Help Desk at:  
[training.LACR@motorolasolutions.com](mailto:training.LACR@motorolasolutions.com)

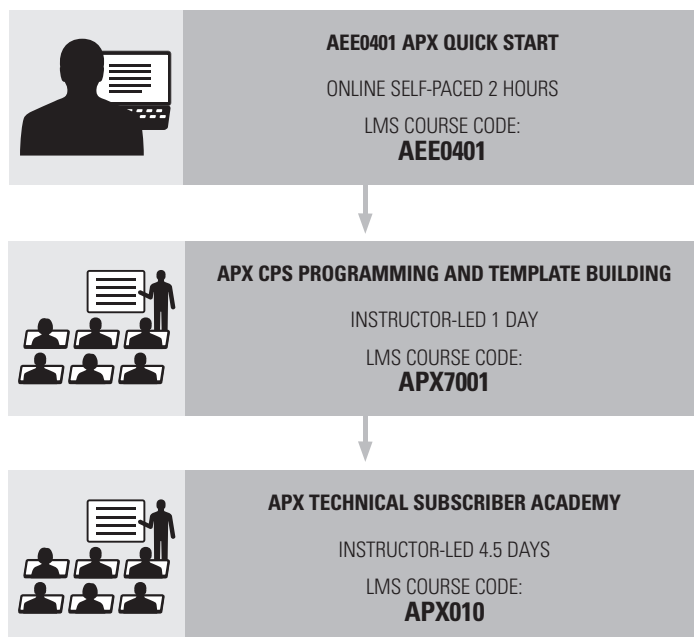
### XTS/XTL SUBSCRIBER FAMILY



### CURRICULUM COMPLETE

PARTICIPANT WILL BE ABLE TO PROGRAM, DEVELOP FLEET TEMPLATES, AND PERFORM MAINTENANCE ON ALL MEMBERS OF THE APX FAMILY OF RADIOS. MAINTENANCE WILL INCLUDE TESTING, ALIGNMENTS, DISASSEMBLY/RE-ASSEMBLY, SUBMERGIBILITY TEST, MOBILE RADIO INSTALLATION, AND TROUBLESHOOT TO THE BOARD LEVEL.

### APX SUBSCRIBER FAMILY



### CURRICULUM COMPLETE

PARTICIPANT SHOULD BE ABLE TO PROGRAM, DEVELOP FLEET TEMPLATES, AND PERFORM MAINTENANCE ON ALL MEMBERS OF THE APX FAMILY OF RADIOS. MAINTENANCE WILL INCLUDE TESTING, ALIGNMENTS, DISASSEMBLY/RE-ASSEMBLY, SUBMERGIBILITY TEST, MOBILE RADIO INSTALLATION, AND TROUBLESHOOT TO THE BOARD LEVEL.



## ASTRO® SUBSCRIBERS

### APX QUICK START

#### COURSE OVERVIEW

This training is designed to give you an in-depth introduction to the APX mobiles and portables. You will learn basic information on where APX fits into the Motorola line of mission critical radios, the radios features, capabilities and available accessories. This course also provides an overview of the APX programming software (CPS) and the new programming keys (Advanced System Keys).

#### AUDIENCE

Radio Technicians.

#### COURSE OBJECTIVES

After completing this course, the student will be able to:

- Describe the features and capabilities of portable and mobile APX radios
- Describe the APX Customer Programming Software (CPS) at high level
- Describe the Advanced System Keys (ASK) at a high level
- Find various resources to learn more about, get support on, and order APX radios

#### REQUISITE KNOWLEDGE

None



**ONLINE, SELF-PACED**  
LENGTH: 2 HOURS  
LMS COURSE CODE: **AEE0401**

### CPS PROGRAMMING AND TEMPLATE BUILDING

#### COURSE OVERVIEW

This course provides communications management personnel and technicians with the knowledge and tools needed to program the radio units in the most efficient way depending on the system, features and options they require. The parameters and exercises shown in the class apply to a wide number of portable and mobile radios, including XTS 5000, XTS 3000, XTS 2500, XTS 1500, XTL 5000, XTL 2500, XTL 1500, MTS 2000, MCS 2000, the SPECTRA family, and the Professional Series.

#### AUDIENCE

Radio Technicians, System Managers.

#### COURSE OBJECTIVES

After completing this course, the student will be able to:

- Program the basic parameters of any radio using the Customer Programming Software (CPS)
- Program the specific parameters of any radio related with the system where the user is going to work: conventional, single site trunking, Simulcast, AMSS, SmartZone or ASTRO 25
- Demonstrate knowledge of the options and features that can be programmed in a radio
- Create templates for the programming of subscribers in a system

#### REQUISITE KNOWLEDGE

Completion of the following course(s) or equivalent experience:

- Basic features and options of two-way radios basic concepts of trunking



**INSTRUCTOR-LED**  
LENGTH: 1 DAY  
LMS COURSE CODE: **ADT001**

### APX CPS PROGRAMMING AND TEMPLATE BUILDING

#### COURSE OVERVIEW

The APX CPS Programming and Template Building course provides communications management personnel and technicians with the knowledge and training necessary to build templates and program the APX family of radios in the most efficient way possible.

#### AUDIENCE

Radio Technicians, System Managers.

#### COURSE OBJECTIVES

After completing this course, the student will be able to:

- Build the APX family of programming templates using the APX CPS Programming Software
- Program the specific parameters related to the various system types in which the subscriber unit will operate: Conventional, Single Site Trunking, Simulcast, SmartZone or ASTRO 25 IV&D TDMA and ASTRO 25 IV&D X2
- Demonstrate knowledge of the APX CPS navigation, tools, options and features that make efficient programming of the radio possible
- Demonstrate a complete understanding of the various APX CPS programming efficiency tools, such as: Cloning, Drag and Drop, Codeplug Comparison Tool, Radio Flashing, Advance System Key Administrator, Codeplug Merging and many others

#### REQUISITE KNOWLEDGE

Completion of the following course(s) or equivalent experience:

- Experience with the basic features and options of two-way radios and the basic concepts of trunking
- APX Quick Start (AEE0401)



**INSTRUCTOR-LED**  
LENGTH: 1 DAY  
LMS COURSE CODE: **APX7001**



**CLICK HERE TO VIEW THE  
LATIN AMERICA SCHEDULE**

## RADIO SOLUTIONS SUBSCRIBERS

For information on prerequisites and to register for courses visit the LMS at:  
[LEARNING.MOTOROLASOLUTIONS.COM](http://LEARNING.MOTOROLASOLUTIONS.COM)

For general information contact the Latin America Learning Help Desk at:  
[training.LACR@motorolasolutions.com](mailto:training.LACR@motorolasolutions.com)

### XTS/XTL TECHNICAL SUBSCRIBER ACADEMY

#### COURSE OVERVIEW

Participants will learn the capabilities, features and functions of the XTS/XTL family of radios as well as how to correctly complete performance checks, radio alignments, disassembly/reassembly, maintenance and troubleshooting. This academy will also focus on the detailed theory of operation. The XTS/XTL Academy will also cover in detail: Radio Flashing, Encryption, Key Loading (Including configuring the XTS/XTL radio for OTAR), Programming over P25 (Over the Air Programming), Advanced System Key Management, Vacuum and Submersibility Testing, Mobile Radio Installation and many other special setup or configuration modes with the radios. In addition to lecture, large amounts of hands-on, scenario based lab work will be used to reinforce knowledge transfer. This academy will cover in detail all models within the XTS/XTL family of radios, including: XTS 5000, XTS 2500 and XTS 1500 and XTL 5000, XTL 2500 and XTL 1500.

#### AUDIENCE

Radio Technicians.

#### COURSE OBJECTIVES

After completing this course, the student will be able to:

- Distinguish between the features and specifications of the XTS and XTL 5000 radios
- Verify the correct operations of the XTS and XTL 5000 radios by completing Performance Checks and Alignment procedures
- Maintain and troubleshoot an XTS and XTL 5000 radios
- Disassemble and reassemble the radios using the documented procedures
- Verify the housing integrity of an XTS 5000R portable radio

- Flash upgrade an XTS and an XTL 5000 Radio
- Interpret the circuit theory of operation and use this information to isolate faults found at both the board and the component level

#### REQUISITE KNOWLEDGE

Completion of the following course(s) or equivalent experience:


- Communication Systems Concepts (NST021)
- Radio Systems Overview (RCS002E)
- Theory of Radio Operations (RCS003E)

#### AND

- CPS Programming and Template Building Overview (ADT001)

#### OR

- Test Out CPS Programming and Template Building Overview (ADT001-T)

	<b>INSTRUCTOR-LED</b> LENGTH: <b>4.5 DAYS</b> LMS COURSE CODE: <b>ADST005</b>
--	--



[CLICK HERE TO VIEW THE  
LATIN AMERICA SCHEDULE](#)

## RADIO SOLUTIONS SUBSCRIBERS

For information on prerequisites and to register for courses visit the LMS at:  
[LEARNING.MOTOROLASOLUTIONS.COM](http://LEARNING.MOTOROLASOLUTIONS.COM)

For general information contact the Latin America Learning Help Desk at:  
[training.LACR@motorolasolutions.com](mailto:training.LACR@motorolasolutions.com)

### APX TECHNICAL SUBSCRIBER ACADEMY

#### COURSE OVERVIEW

Participants will learn the capabilities, features and functions of the APX family of radios as well as how to correctly complete performance checks, radio alignments, disassembly/reassembly, maintenance and troubleshooting. This academy will also focus on a detailed theory of operation for the APX family of radios. The APX Academy will also cover in detail: Radio Flashing, Encryption, Key Loading (Including configuring the APX radio for OTAR), Programming over P25 (Over the Air Programming), Advanced System Key Management, Vacuum and Submersibility Testing, APX Mobile Radio Installation and many other special setup or configuration modes with the radios. In addition to lecture, large amounts of hands-on with scenario based lab work will be used to reinforce knowledge transfer. This academy will cover in detail all models within the APX family of radios.

#### AUDIENCE

Radio Technicians.

#### COURSE OBJECTIVES

After completing this course, the student will be able to:

- Distinguish between the features and specifications of all available radios within the APX family of subscribers
- Verify the correct operation of the various radios within the APX family of subscribers by completing Performance Checks and Alignment procedures
- Maintain and troubleshoot radios within the APX family of subscribers
- Disassemble and reassemble various APX subscriber radios using the documented procedures
- Verify the housing integrity of an APX portable radio
- Flash upgrade the various radios within the APX family of subscribers
- Interpret the circuit theory of operation and use this information to isolate faults found at both the board and the component level


#### REQUISITE KNOWLEDGE

Completion of the following course(s) or equivalent experience:

- Communication Systems Concepts (NST021)
- Radio Systems Overview (RCS002E)
- Theory of Radio Operations (RCS003E)

#### Required:

- APX CPS Programming and Template Building Overview (APX7001-V)

	<b>INSTRUCTOR-LED</b> LENGTH: <b>4.5 DAYS</b> LMS COURSE CODE: <b>APX010</b>
---	---



[CLICK HERE TO VIEW THE  
LATIN AMERICA SCHEDULE](#)

## TETRA SUBSCRIBERS

### TETRA TERMINALS PROGRAMMING COURSE

#### COURSE OVERVIEW

This course will provide the background information and the knowledge required to program Motorola Solutions TETRA radios. The course is highly practical in nature and covers everything from software requirements and installation, through to programming and editing radio codeplugs and troubleshooting.

#### AUDIENCE

All Technical staff required to program Motorola Solutions TETRA radios.

#### REQUISITE KNOWLEDGE

- Must be familiar with Tetra radio features. It is recommended to complete Tetra Radio End User training



**INSTRUCTOR-LED**  
LENGTH: 2 DAYS  
LMS COURSE CODE: **TTER01Plus**

### INTEGRATED TERMINAL MANAGEMENT

#### COURSE OVERVIEW

This practical course will enable Tetra terminal users to describe the applications used for programming the mobile fleet and perform tasks using these applications.

#### AUDIENCE

Tetra Terminal Programmers and technical staff requiring knowledge of the Integrated Terminal Management Feature.

#### REQUISITE KNOWLEDGE

- A working knowledge of MS Windows operating environment (for Customer Programming Software (CPS) module)
- RF and Field or Bench service background (an advantage but not essential)



**INSTRUCTOR-LED**  
LENGTH: 2 DAYS  
LMS COURSE CODE: **TTER02**

### TRACES WORKSHOP

#### COURSE OVERVIEW

This course provides an overview of the features and functions of the TETRA RF Automated Coverage Evaluation Solution (TRACES). The course is divided into four modules and includes: Overview of the TRACES tool and features, Overview of TRACES architecture and components, Overview of installation and software license requirements and Operation of the TRACES tool.

#### AUDIENCE

Network administrators and all staff who require an overview of the TETRA RF Automated Coverage Evaluation Solution (TRACES) functionality and features.

#### REQUISITE KNOWLEDGE

- A working knowledge of MS Windows operating environment



**INSTRUCTOR-LED**  
LENGTH: 1 DAY  
LMS COURSE CODE: **TMSC04**

### MTC TETRA PDA PROGRAMMING

#### COURSE OVERVIEW

This practical based workshop will enable delegates to program and configure the Motorola MTC100 TETRA PDA. The training is divided into five modules.

#### AUDIENCE

Technicians and personnel responsible for programming MTC100 PDAs.

#### REQUISITE KNOWLEDGE

- A working knowledge of MS Windows operating environment and TETRA system



**INSTRUCTOR-LED**  
LENGTH: 1 DAY  
LMS COURSE CODE: **TTER05**

### TETRA RADIO OPERATOR, PROGRAMMING & MAINTENANCE

#### COURSE OVERVIEW

This practical course will provide assistance to Tetra radio users, diagnose radio problems both locally and remotely, program the radio for end users operations and provide first line maintenance for suspected faulty radios.

#### AUDIENCE

Technicians and personnel who will be involved in programming and maintaining to level 1.

#### REQUISITE KNOWLEDGE

None



**INSTRUCTOR-LED**  
LENGTH: 1 DAY  
LMS COURSE CODE: **DCOMP08R82**



[CLICK HERE TO VIEW THE LATIN AMERICA SCHEDULE](#)

## RADIO SOLUTIONS **SUBSCRIBERS**

For information on prerequisites and to register for courses visit the LMS at:  
[LEARNING.MOTOROLASOLUTIONS.COM](http://LEARNING.MOTOROLASOLUTIONS.COM)

For general information contact the Latin America Learning Help Desk at:  
[training.LACR@motorolasolutions.com](mailto:training.LACR@motorolasolutions.com)



# TETRA PORTABLE & MOBILE SUBSCRIBER END-USER OPERATOR COURSES

[Click here](#) to go to the LMS to get additional information and to register for the following subscriber courses. The course description to the right applies to all subscriber courses listed below.

**CEP400 END-USER OPERATOR** (TTER17)  
**MTP810 / 850EX30S END-USER OPERATOR** (TTER13)  
**MTP850 END-USER OPERATOR** (TTER06)  
**MTP850S END-USER OPERATOR** (TTER08)  
**MTP3000 END-USER OPERATOR** (DMT1054)  
**MTP3100 END-USER OPERATOR** (TTER41)  
**MTP3250 END-USER OPERATOR** (TTER42)  
**MTP3200 END-USER OPERATOR** (TTER43)  
**MTP3500/3550 END-USER OPERATOR** (RDS1033)  
**MTP6550 END-USER OPERATOR** (TTER44)  
**MTP6750 END-USER OPERATOR** (DMT1017)  
**MTM5200 END-USER OPERATOR** (TTER51)  
**MTM5400 END-USER OPERATOR** (TTER28)  
**MTM5500 END-USER OPERATOR** (TTER49)  
**MTM800E END-USER OPERATOR** (TTER11)

### COURSE OVERVIEW

Our subscriber end-user operator courses will provide the background information and the knowledge required to allow delegates to be fully conversant with the features and functions of their chosen Tetra subscriber. It will provide users with an introduction to their subscriber, its operation and builds on theoretical instruction with practical exercises designed to allow delegates to practice and confirm their understanding of all features and functions covered in the course.

### AUDIENCE

Radio end-user operators

### REQUISITE KNOWLEDGE

None

## MOTOTRBO™ SUBSCRIBERS

### PROFESSIONAL AND COMMERCIAL RADIOS (PCR) PORTFOLIO OVERVIEW (LACR)

#### COURSE OVERVIEW

The PCR Portfolio Overview provides an overview of all professional and commercial tier radios. It covers available analog and digital radio models as well as system configurations, repeaters, controllers, software applications, accessories and services.

#### AUDIENCE

Channel Partner Sales and Technical Associates in all the regions of the World.

#### REQUISITE KNOWLEDGE

General two-way radio knowledge



#### ONLINE SELF-PACED

LENGTH: **1 HOUR**

LMS COURSE CODE:  
**AAE1402**

## LEVEL 2 MOTOTRBO SERVICE TRAINING

[Click here](#) to go to the LMS to get additional information and to register for the following subscriber courses. The course description to the right applies to all subscriber courses listed below.



### ONLINE SELF-PACED

**DGM 5000/8000 SERIES LEVEL 2 SERVICE TRAINING (PCT0005)**



### INSTRUCTOR LED

**DGP 5000/8000 SERIES LEVEL 2 SERVICE TRAINING (PCT0009)**

**DEP 400/500 SERIES LEVEL 2 SERVICE TRAINING (PCT0023)**

**DEP 450 LEVEL 2 SERVICE TRAINING (PCT0033)**

**DEM 300/400 LEVEL 2 SERVICE TRAINING (PCT0025)**

**DGM 5000/8000 SERIES LEVEL 2 SERVICE TRAINING (PCT0017)**

### COURSE OVERVIEW

Our subscriber end-user operator courses will provide The purpose of this course is to train Motorola authorized DGM 5000/8000 Series service personnel on how to carry out Level Two service on DGM 5000/8000 Series two-way radios. The course will cover the product introduction, CPS programming, performance checks, tuning and disassembly/reassembly. This course will not cover detailed PCB troubleshooting.

### AUDIENCE

You should attend this training course if you are Motorola authorized DGM 5000/8000 Series service personnel.

### REQUISITE KNOWLEDGE

None

## LEVEL 3 MOTOTRBO SERVICE TRAINING

[Click here](#) to go to the LMS to get additional information and to register for the following subscriber courses. The course description to the right applies to all subscriber courses listed below.



### INSTRUCTOR LED

**DGP 5000/8000 SERIES LEVEL 3 SERVICE TRAINING (PCT0038)**

**DEP 400/500 SERIES LEVEL 3 SERVICE TRAINING (PCT0048)**

**DEP 450 SERIES LEVEL 3 SERVICE TRAINING (PCT0041)**

**DEM 300/400 LEVEL 3 SERVICE TRAINING (PCT0039)**

### COURSE OVERVIEW

Our subscriber end-user operator courses will provide This course is intended to train Motorola Solutions authorized DGP 5000/8000 Series service personnel to carry out Level Three service DGP 5000/8000 series two-way radios. The training includes a comprehensive practical exercise designed to allow participants to practice and confirm their understanding of all features and functions covered in the course.

### AUDIENCE

Motorola Solutions Technicians and Authorized Level Three Service Dealers.

### REQUISITE KNOWLEDGE

- Radio Communication Fundamentals
- Knowledge of basic two-way FM and Digital Communications
- PCT0009 – DGP 5000/8000 Series Level 2 Service Training



## MOSCAD™ NFM PROGRAMMING, MAINTENANCE AND OPERATOR

### COURSE OVERVIEW

The MOSCAD Network Fault Management (NFM) course covers the programming, maintenance and operation of the:

- Site Device Manager Unit (SDM)3000 Remote Terminal Unit (RTU)
- NFM/NFM XC Remote Terminal Unit (RTU)
- SDM3000 Network Translator (SNT)
- IP Gateway
- Graphic Master Computer (GMC)

The course focuses on a detailed discussion of the different types of Network Fault Management systems, SDM3000 RTU hardware, hands-on activities with programming the RTU's, Attach Site Builder Applications for Tag Generation, Generating Tags and Files, navigating with the web browser features and the Graphic Master Computer.

### AUDIENCE

System Managers, Service Technicians, Motorola Service Center, End Users.

### COURSE OBJECTIVES

After completing this course, the student will be able to:

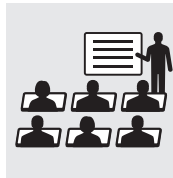
- Install NFM SDM3000 builder software on students' laptops
- Install NFM software on students' laptops
- Configure alarm points using SDM3000 builder
- Configure alarm points using Site Builder
- Generate Tags and Files to import alarm tags
- Use SDM Builder to Generate Tags and Files to import alarm tags
- Navigate and acknowledge alarms at the Graphic Master Computer
- Utilize the web browser features to view and configure the system
- Create Custom Tabs
- Create Custom Maps

- Describe basic planning requirements and complete a simple Fleetmap information template.
- Complete worksheets required to create a Fleetmap based on sample operational requirement information.

### REQUISITE KNOWLEDGE

Completion of the following course(s) or equivalent experience:

- Basic understanding of Windows navigation
- Laptop computer with Windows XP or newer
- Windows program files must be on the "C" directory



#### INSTRUCTOR-LED

LENGTH: 3 DAYS

LMS COURSE CODE:  
**FXD010**

## QUANTAR/QUANTRO BASE STATIONS

### COURSE OVERVIEW

This course is designed to give the participant the ability to align, troubleshoot and repair the QUANTAR/QUANTRO Base Station/Repeater to Motorola recommended service levels. Emphasis is placed on the use of Radio Service Software and its role in configuration, maintenance, diagnostics, alignments and optimization of the QUANTAR/QUANTRO Base Station/Repeater.

### AUDIENCE

Maintenance Technicians.

### COURSE OBJECTIVES

After completing this course, the student will be able to:

- Recall the features and capabilities of the Base Station/Repeater
- Configure a Base Station/Repeater using the Quantar Windows RSS
- Verify proper operation of a Base Station/Repeater
- Troubleshoot, align, optimize and calibrate the Base Station/Repeater using the Radio Service Software
- Troubleshoot a Base Station/Repeater to the Motorola recommended service level

### REQUISITE KNOWLEDGE

Completion of the following course(s) or equivalent experience:

- Knowledge of basic two-way FM communications theory and logic circuits or completion of Communication Systems Concepts (NST021)



#### INSTRUCTOR-LED

LENGTH: 3.5 DAYS

LMS COURSE CODE:  
**NST250**




[CLICK HERE TO VIEW THE  
LATIN AMERICA SCHEDULE](#)

HELPING




PEOPLE


BE THEIR




BEST



IN THE



MOMENTS



THAT MATTER








# MOTOTRBO™ SYSTEMS PORTFOLIO

CONVENTIONAL	IP SITE CONNECT	CAPACITY PLUS	LINKED CAPACITY PLUS	CONNECT PLUS
NO TRUNKING	NO TRUNKING	DYNAMIC TRUNKING	DYNAMIC TRUNKING	FULL TRUNKING
SINGLE SITE	UP TO 15 SITES	SINGLE SITE	UP TO 15 SITES	UP TO 70 SITES



# MOTOTRBO™ COURSES

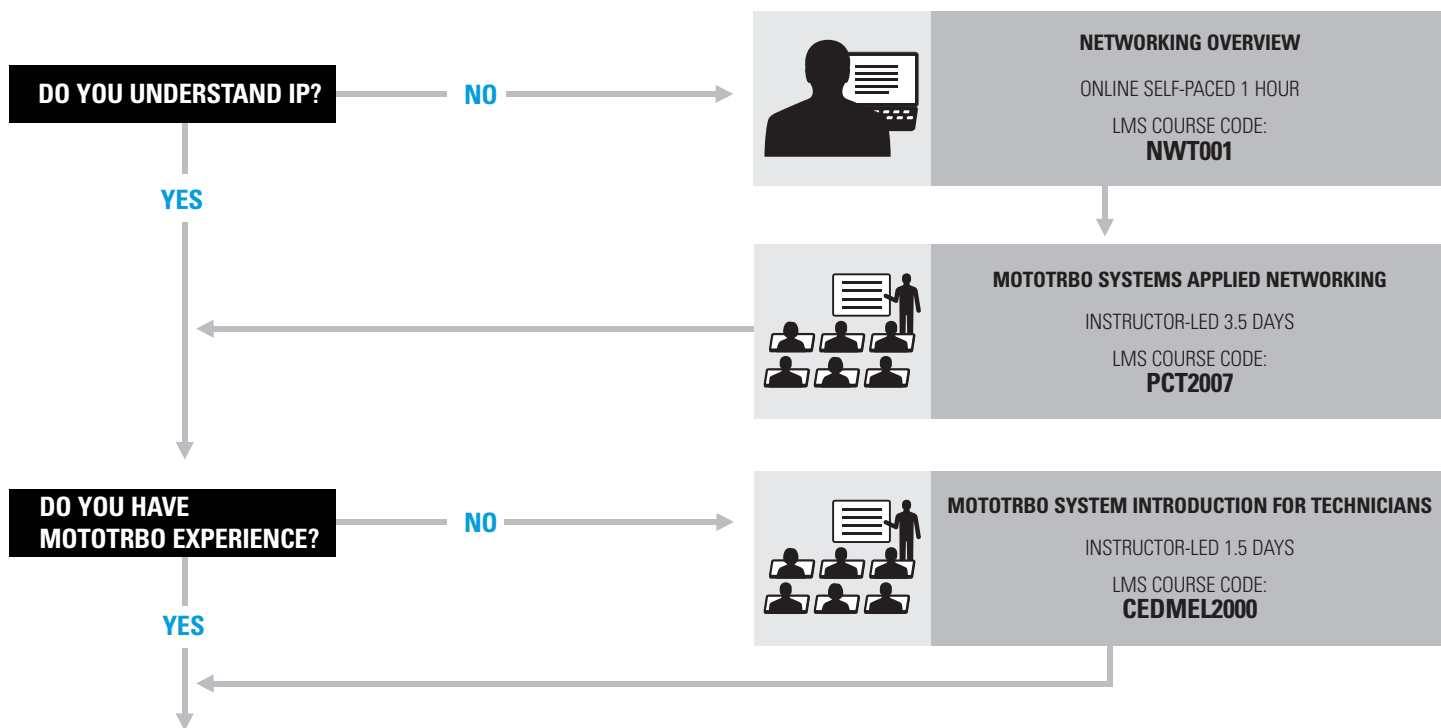
<b>NETWORKING OVERVIEW</b> (NWT001)	<b><u>67</u></b>
<b>MOTOTRBO SYSTEMS APPLIED NETWORKING</b> (PCT2007)	<b><u>67</u></b>
<b>MOTOTRBO SYSTEM INTRODUCTION FOR TECHNICIANS</b> (CEDMEL2000)	<b><u>68</u></b>
<b>TECHNICAL ENABLEMENT FOR MOTOTRBO SUBSCRIBER</b> (CEDMEL2400)	<b><u>68</u></b>
<b>MOTOTRBO SUBSCRIBER AND REPEATER TECHNICAL SERVICE ACADEMY</b> (TBO300)	<b><u>69</u></b>
<b>MOTOTRBO DESIGN AND DEPLOY FOR IP SITE CONNECT</b> (AEL2600)	<b><u>69</u></b>
<b>MOTOTRBO DESIGN AND DEPLOY FOR CAPACITY PLUS</b> (CEDMEL2600)	<b><u>70</u></b>
<b>MOTOTRBO DESIGN AND DEPLOY FOR LINKED CAPACITY PLUS</b> (AEL2601)	<b><u>71</u></b>
<b>MOTOTRBO SYSTEM ACADEMY</b> (PCT3002)	<b><u>71</u></b>
<b>MOTOTRBO DESIGN AND DEPLOY FOR CONNECT PLUS</b> (AEL3601)	<b><u>72</u></b>
<b>MOTOTRBO CONNECT PLUS SYSTEM ACADEMY</b> (PCT3003)	<b><u>73</u></b>
<b>MOTOTRBO WARRIORS</b> (DSL2400) 	<b><u>73</u></b>
<b>BASE STATION / MTR3000 REPEATERS</b> (AAL0900) 	<b><u>74</u></b>
<b>MTR3000 LEVEL 2</b> (DEL3402) 	<b><u>74</u></b>



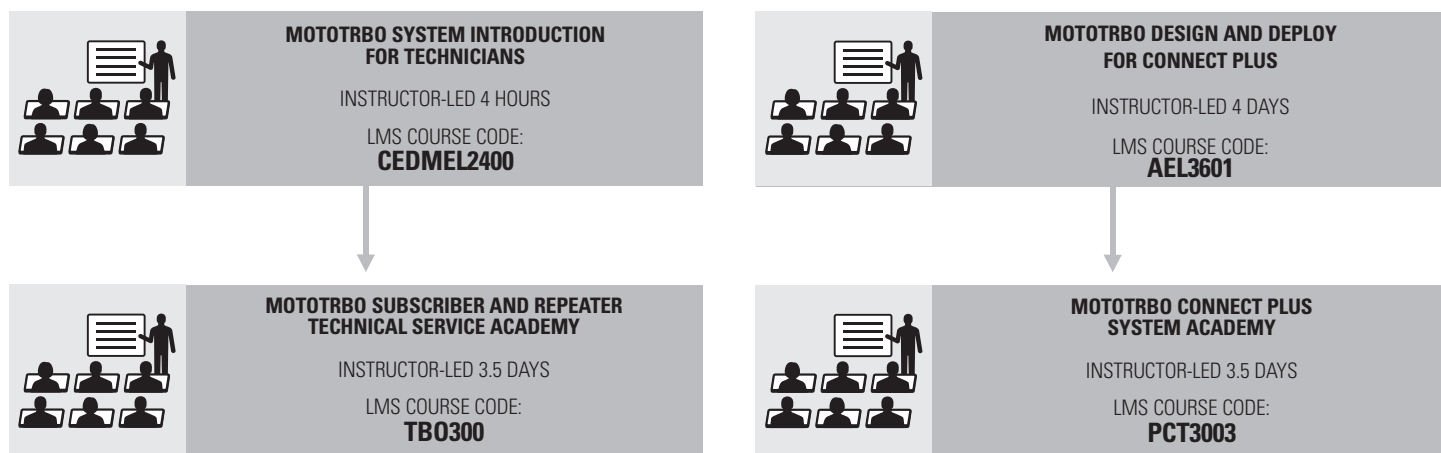
**THE LEARNING  
MANAGEMENT  
SYSTEM (LMS)**

To register for a course, go to  
[learning.motorolasolutions.com](http://learning.motorolasolutions.com)

## MOTOTRBO™ TECHNICAL TRAINING CURRICULUM BASED ON YOUR CURRENT IP AND MOTOTRBO EXPERIENCE



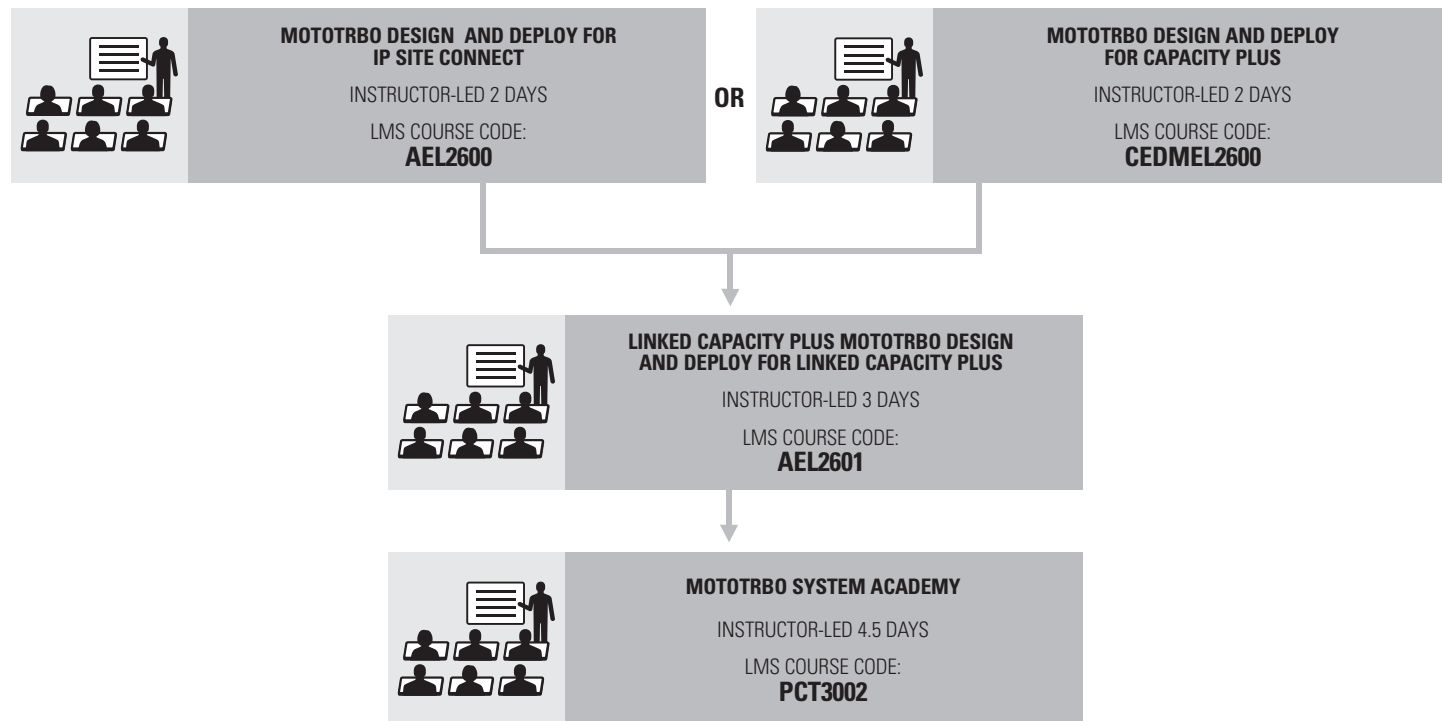
### CHOOSE YOUR SPECIALIZED SYSTEM TRAINING



### CURRICULUM COMPLETE

PARTICIPANT SHOULD BE ABLE TO DESCRIBE THE KEY CHARACTERISTICS OF THE SYSTEM, DESCRIBE THE KEY CONFIGURATION ITEMS IN BOTH SUBSCRIBERS AND REPEATERS, PROGRAM EFFECTIVE REPEATER AND SUBSCRIBER CODEPLUG TEMPLATES FOR THE SYSTEM, AND DESCRIBE THE APPLICABLE IP NETWORKING REQUIREMENTS WHEN DESIGNING A SYSTEM.




## MOTOTRBO™ TECHNICAL TRAINING CURRICULUM FOR SUBSCRIBER / REPEATER MAINTENANCE TECHNICIAN



### CURRICULUM COMPLETE

PARTICIPANT WILL LEARN THE COMMON MOTOTRBO FEATURES AND CAPABILITIES TO DESIGN AND DEPLOY MOTOTRBO SYSTEMS. PARTICIPANT SHOULD BE ABLE TO COMPLETE PERFORMANCE CHECKS, RADIO ALIGNMENTS, DISASSEMBLY/REASSEMBLY, MAINTENANCE, AND TROUBLESHOOTING OF VARIOUS MOTOTRBO RADIO TYPES.

### SPECIALIZED FEATURE TRAINING

MOTOTRBO WARRIORS	BASE STATION	MTR3000 LEVEL 2
<b>MOTOTRBO</b>	<b>BASE STATION / MTR3000 REPEATERS</b>	<b>MTR3000 LEVEL 2</b>
INSTRUCTOR-LED 4 DAYS	INSTRUCTOR-LED 1 DAY	INSTRUCTOR-LED 3 DAYS
<b>DSL2400</b> 	<b>AAL0900</b> 	<b>DEL3402</b> 

## NETWORKING OVERVIEW

### COURSE OVERVIEW

In the Networking Overview course, you will learn basic networking concepts. This knowledge is not specific to any system. Instead, industry standards are covered to extend a more useful knowledge transfer.

### AUDIENCE

General.

### COURSE OBJECTIVES

After completing this course, the student will be able to:

- Describe the fundamentals, architectures, protocols, software and infrastructure used in networking

### REQUISITE KNOWLEDGE

None



#### ONLINE SELF-PACED

LENGTH: **1 HOUR**

LMS COURSE CODE:

**NWT001**

## MOTOTRBO™ SYSTEMS APPLIED NETWORKING

### COURSE OVERVIEW

The MOTOTRBO™ Systems Applied Networking provides technicians with the necessary information required for understanding the typical networking requirements for implementing a variety of MOTOTRBO solutions. The course includes familiarization/review of basic networking concepts and MOTOTRBO-specific networking requirements. This course will focus on specific configurations for IP Site Connect, Linked Capacity Plus, and Connect Plus trunking systems.

### AUDIENCE

Technical System Managers and technicians.

### COURSE OBJECTIVES

After completing this course, the student will be able to:

- Recall Basic Networking Concepts
- Identify recommended network components for MOTOTRBO systems
- Define LAN/WAN topologies for MOTOTRBO systems
- Perform backup, restore and recovery of recommended network components
- Identify network security concepts for MOTOTRBO systems

### REQUISITE KNOWLEDGE

Completion of the following course(s) or equivalent experience:

- Fundamentals of Networks for LA (AEL1300)



#### INSTRUCTOR-LED

LENGTH: **3.5 DAYS**

LMS COURSE CODE:

**PCT2007**



[CLICK HERE TO VIEW THE  
LATIN AMERICA SCHEDULE](#)



## MOTOTRBO™ SYSTEM INTRODUCTION FOR TECHNICIANS

### COURSE OVERVIEW

MOTOTRBO™ System Service Training introduces the theory of operation, key components and architectures of the MOTOTRBO Radio System. This course also considers various MOTOTRBO system applications, and examples of how to configure a MOTOTRBO system. Some of the topics include planning, fleetmapping, system design, programming, and deployment.

The goal of the MOTOTRBO Systems Introduction for Technicians is to give Professional-level Empower Certification seekers all the information they need to know about common MOTOTRBO features and capabilities, along with design and deploy principles common to all MOTOTRBO products. Upon completion of this course, individuals should be ready to take the more advanced Design and Deploy courses for IP Site Connect, Capacity Plus, and/or Connect Plus.

### AUDIENCE

Anyone who will sell, design, configure, deploy, or maintain MOTOTRBO Digital Radio Systems. This would include, but is not limited to: Design Engineers, Communication System Technicians, Technical Support Personnel and Service Technicians.

### COURSE OBJECTIVES

After completing this course, the student will be able to:


- Describe MOTOTRBO system capabilities and system components, radio portfolio features, and data applications capabilities for IP Site Connect, Capacity Plus, Linked Capacity Plus and Connect Plus
- Explain how to decide which system is better suited to customer needs
- Describe MOTOTRBO system topologies
- Describe MOTOTRBO analog to digital migration strategies

- Describe MOTOTRBO system design considerations for capacity planning, coverage planning, and other system functions
- Plan and develop a MOTOTRBO fleetmap
- Setup, install, and configure MOTOTRBO's Customer Programming Software
- Operate MOTOTRBO radios with programmed features as planned in fleetmapping
- List the steps of the system design process
- List common deployment considerations

### REQUISITE KNOWLEDGE

Completion of the following course(s) or equivalent experience:

- Basic understanding of radio communication fundamentals
- Knowledge of basic two-way FM and digital communications theory



**INSTRUCTOR-LED**  
LENGTH: **1.5 DAYS**  
LMS COURSE CODE:  
**CEDMEL2000**

## TECHNICAL ENABLEMENT FOR MOTOTRBO™ SUBSCRIBER

### COURSE OVERVIEW

The purpose of this course is to provide an in-depth view of MOTOTRBO™ subscriber technical capabilities. Radio CPS, configuration, and setup considerations are covered on this course. Course also covers material for first level radio diagnostics servicing, basic maintenance and radio feature software upgrades.

### AUDIENCE

Channel Partners/Resellers, Customers, Employees, Technical personnel.

### COURSE OBJECTIVES


At the end of the training, the participants will be able to:

- List differences between analog and digital audio technology
- Identify tools required for radio servicing for the different levels of service
- Identify Transceiver Performance Testing
- Demonstrate performance test execution via front panel access as well as visual troubleshooting
- Describe Fleetmapping
- Describe features, functionality and benefits of CPS
- Setup and install the CPS
- Configure the radio
- Purchase, register, and activate premium radio features
- Generate customer reports
- Verify the correct operations of PCR subscribe
- Complete basic radio check ups
- Perform recommended maintenance and troubleshooting procedures on PCR subscribers for level 1, including accessories

### REQUISITE KNOWLEDGE

Completion of the following courses or equivalent experience:

- MOTOTRBO System Introduction for Technicians (CEDMEL2000)



**INSTRUCTOR-LED**  
LENGTH: **4 HOURS**  
LMS COURSE CODE:  
**CEDMEL2400**



CLICK HERE TO VIEW THE  
LATIN AMERICA SCHEDULE

## **MOTOTRBO™ SUBSCRIBER AND REPEATER TECHNICAL SERVICE ACADEMY**

### **COURSE OVERVIEW**

Participants will learn the capabilities, features and functions of the MOTOTRBO™ family of radios and Repeaters as well as how to correctly complete performance checks, radio alignments, disassembly/reassembly, maintenance, and troubleshooting. This Academy will also focus on the detailed theory of operation. In addition to lecture, large amounts of hands on, scenario based lab work will be used to reinforce knowledge transfer. This Academy will cover in detail all models within the MOTOTRBO family of radios and repeaters, including: XPR6550, XPR4550, XPR8400, XPR6350, and XPR4350.

**NOTE:** The MTR 3000 Repeater is not covered in this course.

### **AUDIENCE**

RadioTechnicians

### **COURSE OBJECTIVES**


After completing this course, the student will be able to:

- Distinguish between the features and specifications of the MOTOTRBO portable and mobile radios and repeaters
- Verify the correct operations of the MOTOTRBO radios and repeaters by completing Performance Checks and Alignment procedures
- Maintain and troubleshoot MOTOTRBO Radios and Repeaters
- Disassemble and reassemble the radios using the documented procedures
- Interpret the circuit theory of operation and use this information to isolate faults found at the board level

### **REQUISITE KNOWLEDGE**

Completion of the following course(s) or equivalent experience:

- MOTOTRBO System Introduction for Technicians (CEDMEL2000)



**INSTRUCTOR-LED**  
LENGTH: **3.5 DAYS**  
LMS COURSE CODE:  
**TB0300**

## **MOTOTRBO™ DESIGN AND DEPLOY FOR IP SITE CONNECT**

### **COURSE OVERVIEW**

MOTOTRBO™ IP Site Connect Design and Deploy training introduces the key components and architectures of the MOTOTRBO IP Site Connect radio systems. Participants will be able to describe the MOTOTRBO IP Site Connect system and its capabilities, system components, and data applications capabilities. Participants will also be able to describe various MOTOTRBO IP Site Connect system topologies. Participants will learn how to design and deploy a MOTOTRBO IP Site Connect radio system. This course will also cover how to configure a MOTOTRBO IP Site Connect System using MOTOTRBO Customer Programming Software. This course was designed for individuals who already have a good understanding of MOTOTRBO systems, but who want to now focus on IP Site Connect.

### **AUDIENCE**

Anyone who will sell, design, configure, deploy, or maintain a MOTOTRBO IP Site Connect Digital Radio System. This would include, but is not limited to: Design Engineers, Communication System Technicians, Technical Support Personnel and Service Technicians.

### **COURSE OBJECTIVES**

After completing this course, the student will be able to:

- Describe the MOTOTRBO IP Site Connect system, its capabilities, system components, and data application capabilities
- Describe the MOTOTRBO IP Site Connect theory of operation
- Identify the available MOTOTRBO IP Site Connect topologies
- Configure an IP Site Connect system using MOTOTRBO CPS to program the subscribers and repeaters
- Design an IP Site Connect system, given a sample case study

- Explain the pre-deployment steps for IP Site Connect
- Explain the deployment steps for IP Site Connect


### **REQUISITE KNOWLEDGE**

Completion of the following course(s) or equivalent experience:

- Basic understanding of radio communication fundamentals
- Knowledge of basic two-way FM and digital communications theory
- Understanding of MOTOTRBO theory of operation
- Knowledge of basic IP networking theory

### **Required:**

- MOTOTRBO System Introduction for Technicians (CEDMEL2000)



**INSTRUCTOR-LED**  
LENGTH: **2 DAYS**  
LMS COURSE CODE:  
**AEL2600**



**CLICK HERE TO VIEW THE  
LATIN AMERICA SCHEDULE**

## MOTOTRBO™ DESIGN AND DEPLOY FOR CAPACITY PLUS

### COURSE OVERVIEW

MOTOTRBO™ Capacity Plus Design and Deploy training covers the key components and architectures of MOTOTRBO Capacity Plus Radio systems. Participants will be able to describe the MOTOTRBO Capacity Plus system, its capabilities, system components, and data applications capabilities. Participants will also be able to describe various MOTOTRBO Capacity Plus system topologies. Participants will learn how to design and deploy a MOTOTRBO Capacity Plus radio system. This course will also cover how to configure a MOTOTRBO Capacity Plus system using MOTOTRBO Customer Programming Software (CPS).

### AUDIENCE

Anyone who will sell, design, configure, deploy, or maintain a MOTOTRBO Capacity Plus Digital Radio System. This would include, but is not limited to: Design Engineers, Communication System Technicians, Technical Support Personnel and Service Technicians.

### COURSE OBJECTIVES

After completing this course, the student will be able to:

- Describe the MOTOTRBO Capacity Plus system, its capabilities, system components, and data application capabilities
- Describe the MOTOTRBO Capacity Plus theory of operation
- Identify the available MOTOTRBO Capacity Plus topologies
- Configure a Capacity Plus system using MOTOTRBO CPS to program the subscribers and repeaters
- Design a Capacity Plus system, given a sample case study
- Explain the pre-deployment steps for Capacity Plus
- Explain the deployment steps for Capacity Plus

### REQUISITE KNOWLEDGE

Completion of the following course(s) or equivalent experience:

- Basic understanding of radio communication fundamentals
- Knowledge of basic two-way FM and digital communications theory
- Understanding of MOTOTRBO theory of operation
- Knowledge of basic IP networking theory

### Required:

- MOTOTRBO System Introduction for Technicians (CEDMEL2000)



**INSTRUCTOR-LED**

**LENGTH: 2 DAYS**

**LMS COURSE CODE:**

**CEDMEL2600**



**CLICK HERE TO VIEW THE  
LATIN AMERICA SCHEDULE**

## MOTOTRBO™ DESIGN AND DEPLOY FOR LINKED CAPACITY PLUS

### COURSE OVERVIEW

MOTOTRBO™ Linked Capacity Plus Design and Deploy training introduces the key components and architectures of MOTOTRBO Linked Capacity Plus radio systems. Participants will be able to describe the MOTOTRBO Linked Capacity Plus system, its capabilities, system components, and data applications capabilities. Participants will also be able to describe the MOTOTRBO Linked Capacity Plus system topology. Participants will learn what's involved with designing and deploying a MOTOTRBO Linked Capacity Plus radio system. This course will also cover how to configure a MOTOTRBO Linked Capacity Plus system using MOTOTRBO Customer Programming Software. This course was designed for individuals who already have a good understanding of MOTOTRBO Capacity Plus Systems, but who want to now focus on Linked Capacity Plus.

### AUDIENCE

Anyone who will sell, design, configure, deploy, or maintain a MOTOTRBO Linked Capacity Plus Multi Site Digital Radio System. This would include, but is not limited to: Design Engineers, Communication System Technicians, Technical Support Personnel and Service Technicians.

### COURSE OBJECTIVES

After completing this course, the student will be able to:

- Describe the MOTOTRBO Linked Capacity Plus system, its capabilities, system components, and data capabilities
- Describe the MOTOTRBO Linked Capacity Plus theory of operation
- Identify the available MOTOTRBO Linked Capacity Plus networking topology
- Configure a Linked Capacity Plus system using MOTOTRBO CPS to program both MOTOTRBO radios and MOTOTRBO repeaters
- Design a Linked Capacity Plus system, given specific parameters and details
- Deploy a Linked Capacity Plus system based on the system designed earlier

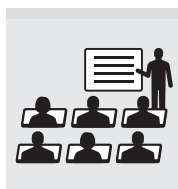
### REQUISITE KNOWLEDGE

Completion of the following course(s) or equivalent experience:

- Basic understanding of radio communication fundamentals
- Knowledge of basic two-way FM and digital communications theory
- Understanding of MOTOTRBO theory of operation
- Knowledge of basic IP networking theory

#### Required:

- MOTOTRBO System Introduction for Technicians (CEDMEL2000)
- MOTOTRBO Design and Deploy for IP Site Connect (AEL2600)
- MOTOTRBO Design and Deploy for Capacity Plus (CEDMEL2600)



#### INSTRUCTOR-LED

LENGTH: **3 DAYS**

LMS COURSE CODE:

**AEL2601**

## MOTOTRBO™ SYSTEM ACADEMY

### COURSE OVERVIEW

This course allows the participant to acquire in-depth hands-on experience planning, configuring and deploying the following MOTOTRBO™ Systems and Solutions: Digital Conventional, IP Site Connect, Capacity Plus and Linked Capacity Plus.

**NOTE:** MOTOTRBO Connect Plus Systems are covered in a separate class, please reference course Design and Deploy for MOTOTRBO Connect Plus (AEL3601) to learn how to plan, configure and deploy MOTOTRBO Connect Plus systems.

### AUDIENCE

System Administrators, System Technicians, Field Technicians.

### COURSE OBJECTIVES

After completing this course, the student will be able to:

- Create and implement functional programming templates for example radio sites and systems that include:
- Digital Conventional simplex and repeater-based systems
- IP Site Connect multisite conventional systems
- Capacity Plus single-site trunked systems
- Linked Capacity Plus multisite trunked systems

Students will also receive instruction and/or hands-on experience with:

- Receiver voting topologies
- Integrating MOTOTRBO Anywhere
- Integrating Avtec Scout consoles

### REQUISITE KNOWLEDGE

Completion of the following course(s) or equivalent experience:

- MOTOTRBO System Introduction for Technicians (CEDMEL2000)
- MOTOTRBO Design and Deploy for IP Site Connect (AEL2600)
- MOTOTRBO Design and Deploy for Capacity Plus (CEDMEL2600)
- MOTOTRBO Design and Deploy for Linked Capacity Plus (AEL2601)



#### INSTRUCTOR-LED

LENGTH: **4.5 DAYS**

LMS COURSE CODE:

**PCT3002**



**CLICK HERE TO VIEW THE  
LATIN AMERICA SCHEDULE**

## MOTOTRBO™ DESIGN AND DEPLOY FOR CONNECT PLUS

### COURSE OVERVIEW

MOTOTRBO™ Connect Plus Design and Deploy introduces the key components and architectures of a MOTOTRBO Connect Plus Digital Radio system. Participants will be able to describe the MOTOTRBO Connect Plus system, its capabilities, system components, site and system management, troubleshooting and 3rd Party Data Applications considerations. Participants will also be able to describe various MOTOTRBO Connect Plus system topologies. Participants will learn what is involved with designing and deploying a MOTOTRBO Connect Plus radio system, as well as what is needed to effectively manage the system. This course will also cover how to configure a MOTOTRBO Connect Plus system using MOTOTRBO Customer Programming Software, MOTOTRBO Connect Plus Option Board CPS and the MOTOTRBO Connect Plus Network Manager Application. This course was designed for individuals who already have a good understanding of MOTOTRBO systems, but who want to now focus on MOTOTRBO Connect Plus.

### AUDIENCE

Anyone who will sell, design, configure, deploy, or maintain a MOTOTRBO Connect Plus Digital Radio - Single or Multi-Site System. This would include, but is not limited to: Design Engineers, Communication System Technicians, Technical Support Personnel and Service Technicians.

### COURSE OBJECTIVES

After completing this course, the student will be able to:

- Describe the MOTOTRBO Connect Plus system
- Describe in detail MOTOTRBO Connect Plus theory of operation
- Identify the available MOTOTRBO Connect Plus topologies
- Configure a MOTOTRBO Connect Plus system using MOTOTRBO CPS to program both MOTOTRBO radios and MOTOTRBO repeaters
- Configure a MOTOTRBO option board using MOTOTRBO Connect Plus Option Board CPS
- Use the MOTOTRBO Connect Plus Network Management Application to configure, monitor, and make adjustments to MOTOTRBO Connect Plus sites and subscriber units


### REQUISITE KNOWLEDGE

Completion of the following course(s) or equivalent experience:

- Basic understanding of radio communication fundamentals
- Knowledge of basic two-way FM and digital communications theory
- Understanding of MOTOTRBO theory of operation
- Knowledge of basic IP networking theory

### Required:

- MOTOTRBO System Introduction for Technicians (CEDMEL2000)

	<p><b>INSTRUCTOR-LED</b></p> <p>LENGTH: <b>4 DAYS</b></p> <p>LMS COURSE CODE:</p> <p><b>AEL3601</b></p>
---	---



[CLICK HERE TO VIEW THE  
LATIN AMERICA SCHEDULE](#)

## MOTOTRBO™ CONNECT PLUS SYSTEM ACADEMY

### COURSE OVERVIEW

MOTOTRBO™ Connect Plus System Academy allows the participant to acquire in-depth experience planning, configuring and deploying MOTOTRBO Connect Plus Trunking systems in a hands-on laboratory environment. This course reinforces and provides tangible context for individuals who have completed the virtual instructor-led MOTOTRBO Design and Deploy course and who wish to master the key elements of the MOTOTRBO Connect Plus Digital Radio system. In addition to lecture and demonstration of Connect Plus operational theory, this course includes a series of hands-on laboratory experiences. Labs address the key aspects of Connect Plus deployment and operation such as radio configuration, network configuration, controller configuration, system backup, user creation and maintenance, user site steering, over the air file transfer and troubleshooting.

### AUDIENCE

System Administrators, System Technicians, Field Technicians, Support Personnel.

### COURSE OBJECTIVES

After completing this course, the student will be able to:


- Apply Connect Plus system theory and technical capabilities and features to real-world scenarios
- Create and implement functional programming templates for Connect Plus subscribers and repeaters
- Configure Connect Plus XRC site controllers for single and multi-site systems
- Configure Connect Plus XRT gateways for key applications such as MOTOTRBO Anywhere
- Configure site controller redundancy
- Determine bandwidth requirements for inter-site links using the Connect Plus System Planner
- Configure Auto-Fallback operation in subscribers and the site infrastructure
- Configure Emergency Calling and Emergency Alert operation

- Configure option board codeplugs for over the air delivery.
- Perform over the air programming (OTAP) of key subscriber files such as the network frequency file, option board firmware and option board codeplugs
- Describe and configure Network Address Translation (NAT) in site routers that are representative of typical customer equipment
- Troubleshoot Connect Plus systems from the network, subscriber, and repeater perspectives

### REQUISITE KNOWLEDGE

Completion of the following course(s) or equivalent experience:

- MOTOTRBO System Introduction for Technicians (CEDMEL2000)
- MOTOTRBO Connect Plus Design and Deploy (AEL3601)



**INSTRUCTOR-LED**

LENGTH: **3.5 DAYS**

LMS COURSE CODE:  
**PCT3003**

## MOTOTRBO™ WARRIORS™



### COURSE OVERVIEW

The MOTOTRBO™ Warriors™ course provides knowledge of the system and its components with the objective of making the participant comfortable with the concept of a digital system and the features that it offers. This course is a mix of theory reinforced with hands-on practice. Course delivered in laboratory in Plantation Florida USA.

### AUDIENCE


Partners, alliances and distributors - Anyone looking to sell, or resell, MOTOTRBO.

### COURSE OBJECTIVES

- Learn about the components that make up a MOTOTRBO communication system
- Understand the programming parameters that allow to configure the system
- Set up and configure the system to practice the functionality of the components

### REQUISITE KNOWLEDGE

None



**INSTRUCTOR-LED**

LENGTH: **4 DAYS**

LMS COURSE CODE:  
**DSL2400**



**CLICK HERE TO VIEW THE  
LATIN AMERICA SCHEDULE**

## BASE STATION / MTR3000 REPEATERS



### COURSE OVERVIEW

The main objective of this course is to introduce the capabilities, modes of operation and the analog, digital and Dynamic Mixed Mode functionalities of the Base Station or MTR3000 Repeater; besides the order process and updates of a MTR2000 of MOTOTRBO™ platform

### AUDIENCE

Sales personal and people who work on design, implementation, programming or maintenance of MOTOTRBO Digital Radio System.

### COURSE OBJECTIVES

- Describe the features and functionality of the base station MOTOTRBO MTR3000, system components and data applications capabilities
- Describe the principle of operation
- Identify the repeater components
- Configure different types of systems using the MTR3000 and CPS

### REQUISITE KNOWLEDGE

- Basic knowledge of MOTOTRBO platform



**INSTRUCTOR-LED**

LENGTH: **1 DAY**

LMS COURSE CODE:

**AAI0900**

## MTR3000 LEVEL 2



### COURSE OVERVIEW

This course will enable radio Technicians to troubleshoot, program and repair the MTR3000 repeaters. Participants will learn the product theory of operation, Board Level Operation, Troubleshooting and Repair of Faults in the product to the module level. The participants will learn via lectures and/or hands on experience.

### AUDIENCE

Technicians with experience in electronics directly involved in the maintenance and service base station Motorola MTR3000.

### COURSE OBJECTIVES

Upon completion, the participants will be able to:

- Demonstrate RSS/CPS programming and program the product
- Demonstrate the use and the benefits of the product
- Provide a detailed explanation of circuit theory of operation
- Isolate faults in the product, to the module level, using the troubleshooting procedures found in the service manual
- Utilize RSS/CPS software to perform alignment

### REQUISITE KNOWLEDGE

- Basic theoretical knowledge of communications FM 2-way land mobile, fundamentals of microprocessors, logic circuits and operation of the operating systems on PC disk
- Equivalent Course: Concepts used in communication systems, concepts and systems maintenance 2-way radio
- Experience in handling the equipment used to verify communications systems equivalent Course Concepts and maintenance of the systems 2-way radio
- Experience in managing PCs with Windows XP or higher



**INSTRUCTOR-LED**

LENGTH: **3 DAYS**

LMS COURSE CODE:

**DEL3402**



**CLICK HERE TO VIEW THE  
LATIN AMERICA SCHEDULE**





## VERTICAL MARKET

### **CREATING VERTICAL VALUE (ASE1200)\***

#### **PARCEL AND POST (ASE1201)**

#### **HOSPITALITY (ASE2200)**

#### **RETAIL (ASE2201)**

#### **HEALTHCARE (ASE2202)**

#### **EDUCATION (ASE2203)**

#### **ENERGY: UTILITIES (ASE2204)**

#### **DISCRETE MANUFACTURING (ASE2205)**

#### **TRANSPORTATION AND LOGISTICS (ASE2206)**

#### **ENERGY: OIL AND GAS (ASE2207)**

#### **PROCESS MANUFACTURING (ASE2208)**

#### **FIRE AND EMS (ASE2209)**

#### **LAW ENFORCEMENT (ASE2210)**

#### **PUBLIC ADMINISTRATION (ASE2211)**

### **KNOW THE INDUSTRY (KTI) COURSES**

These connected learning courses in the online Vertical Competency Program provide the participant with information on an industry area by introducing its background profile, addressing Motorola Solutions value propositions and key benefits, and identifying industry decision makers. These courses demonstrate how to establish a consultative relationship with customers in the industry to help the participant better align the value of Motorola Solutions portfolio offerings to the customer's business.

#### **\* PLEASE NOTE:**

**CREATING VERTICAL VALUE (ASE1200)** is a prerequisite class for all courses listed.



**THE LEARNING  
MANAGEMENT  
SYSTEM (LMS)**

To register for a course, go to  
[learning.motorolasolutions.com](https://learning.motorolasolutions.com)



# PUBLIC SAFETY LTE DELIVERS A HIGH DEGREE OF THE 5 C's



## COVERAGE WITHOUT COMPROMISE

Public Safety LTE networks handle peak usage and prioritize system traffic to the end of coverage. Extend network coverage during disaster recovery situations and optimize coverage at the edge with LTE deployable trailers. Because first responders can instantly access video, photos, maps and more, they're better prepared to arrive at a dangerous crime scene or search patient medical records from a moving ambulance.



## CAPACITY FOR IT ALL

Capacity isn't only critical for emergencies, it's essential for day-to-day operations. When thousands of people converge at sports venues, concerts, festivals and rallies, mobile capacity must be sufficient and robust to keep everyone safe.



## CAPABILITIES TO IMPROVE SITUATIONAL AWARENESS

When public safety personnel have a unified picture of what's unfolding, they are better equipped to respond. High-speed data, location information, photos and streaming video can significantly improve collaboration and outcomes.



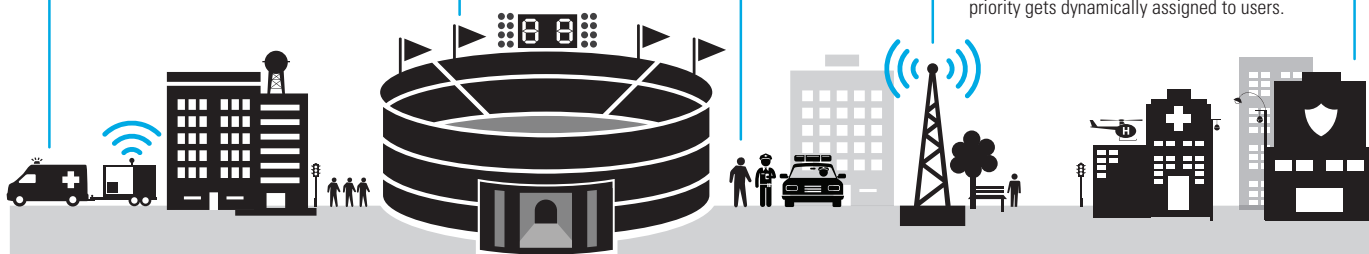
## COST SAVINGS ON A LARGE SCALE

An optimized Public Safety LTE network that saves money via economies of scale on devices and infrastructure partnership where needed.



## CONTROL OF YOUR COMMUNICATIONS

An optimized Public Safety LTE network gives you greater control over your system, software and devices. You decide who accesses the system, what changes need to be made and when, what the status of all users is, and how priority gets dynamically assigned to users.





# PUBLIC SAFETY LTE COURSES

<b>PUBLIC SAFETY LTE SYSTEM OVERVIEW</b> (AAE1603) <b>NEW</b>	<u>78</u>
<b>PUBLIC SAFETY LTE ARCHITECTURE AND SIGNALING</b> (LTE2005) <b>NEW</b>	<u>78</u>
<b>PUBLIC SAFETY LTE SYSTEM ADMINISTRATION</b> (LTE2006) <b>NEW</b>	<u>78</u>
<b>PUBLIC SAFETY LTE APPLIED NETWORKING</b> (LTE2007) <b>NEW</b>	<u>79</u>



**THE LEARNING  
MANAGEMENT  
SYSTEM (LMS)**

To register for a course, go to  
[learning.motorolasolutions.com](http://learning.motorolasolutions.com)

## RADIO SOLUTIONS PUBLIC SAFETY LTE

For information on prerequisites and to register for courses visit the LMS at:  
[LEARNING.MOTOROLASOLUTIONS.COM](http://LEARNING.MOTOROLASOLUTIONS.COM)

For general information contact the Latin America Learning Help Desk at:  
[training.LACR@motorolasolutions.com](mailto:training.LACR@motorolasolutions.com)

### PUBLIC SAFETY LTE SYSTEM OVERVIEW

#### COURSE OVERVIEW

The Public Safety LTE System Overview self-paced course presents a high-level description of the Public Safety LTE system and an introduction into the network elements that comprise the system.

#### AUDIENCE

System Managers, System Technicians

#### COURSE OBJECTIVES

After completing this course, the student will be able to:

- Describe LTE (Long-Term Evolution) technologies
- Describe the networks and their connections in a Public Safety LTE system
- Describe the functionality of the elements in a Public Safety LTE system
- Describe how Prioritization works
- Describe bearers and data paths
- Describe the User Equipment (UE)

#### REQUISITE KNOWLEDGE

None



**ONLINE, SELF-PACED**  
**LENGTH: 1 HOUR**  
**LMS COURSE CODE:**  
**AAE1603**

### PUBLIC SAFETY LTE ARCHITECTURE AND SIGNALING

#### COURSE OVERVIEW

This lab-based class provides students a practical understanding of 3GPP LTE/EPC signaling as used in a public safety LTE network.

Students use an Aricent EPC core system, Ericsson eNodeB, and Motorola Solutions subscriber units to: manage LTE/EPC network elements and interfaces, determine subscriber and network element status, capture and analyze LTE signaling, and analyze end-to-end service signaling and quality of service.

#### AUDIENCE

Customers

#### COURSE OBJECTIVES


After completing this course, the student will be able to:

- Describe LTE network elements and function
- Describe LTE/EPC interfaces
- Analyze LTE/EPC signaling flows
- Evaluate network element status based on NE interface and signaling state
- Trace UE state based on signaling
- Validate and troubleshoot end-to-end service signaling
- Describe LTE Quality of Service (QoS) operation
- Describe LTE to ASTRO® 25 inter-working options

#### REQUISITE KNOWLEDGE

Completion of the following course(s) or equivalent experience:

- Public Safety LTE System Overview (AAE1603)
- Networking Essentials in Motorola Communications Equipment (NST762)



**INSTRUCTOR-LED**  
**LENGTH: 4.5 DAYS**  
**LMS COURSE CODE:**  
**LTE2005**

### PUBLIC SAFETY LTE SYSTEM ADMINISTRATION

#### COURSE OVERVIEW

PS-LTE System Administration training covers the key functionality and tasks required to administer and manage a Public Safety LTE system. Participants will understand the functionality of the management applications, requirements for subscriber provisioning, requirements for proper quality of service, fault management and other network administration needs. Participants will perform tasks demonstrating proficiency in using the applications resident on the OSP platform

#### AUDIENCE

Customer System Managers, Customer Technical Staff

#### COURSE OBJECTIVES


After completing this course, the student will be able to:

- Understand the function and capabilities of the OSP Platform
- Customize the OSP Interface
- Provision and manage devices on the PS-LTE network
- Detect and respond to faults in the PS-LTE network
- Utilize network monitoring tools available on the OSP platform
- Manage performance of the PS-LTE network

#### REQUISITE KNOWLEDGE

Completion of the following course(s) or equivalent experience:

- IP Fundamentals (AEE1301)
- Public Safety LTE System Overview (AAE1603)



**INSTRUCTOR-LED**  
**LENGTH: 4.5 DAYS**  
**LMS COURSE CODE:**  
**LTE2006**

## RADIO SOLUTIONS PUBLIC SAFETY LTE

For information on prerequisites and to register for courses visit the LMS at:  
[LEARNING.MOTOROLASOLUTIONS.COM](http://LEARNING.MOTOROLASOLUTIONS.COM)

For general information contact the Latin America Learning Help Desk at:  
[training.LACR@motorolasolutions.com](mailto:training.LACR@motorolasolutions.com)

### PUBLIC SAFETY LTE APPLIED NETWORKING

#### COURSE OVERVIEW

The Public Safety LTE Applied Networking course covers the operation and maintenance of Motorola-supplied network transport equipment used in a PS LTE network. Participants will learn the operation and replacement tasks required to maintain Layer 2 switches, Layer 3 switches, the NTP server, DNS server, firewalls, and other devices which provide backhaul transport and connectivity services in the network.

This lab-based course offers students practice with critical maintenance procedures on standalone equipment without impacting network operation.

#### AUDIENCE

Customer System Managers, Customer Network Transport Technical Staff

#### COURSE OBJECTIVES

After completing this course, the student will be able to:

- Check and manage status of LTE network transport devices
- Upgrade and downgrade device firmware or operating system
- Backup and restore device configuration
- Replace device hardware
- Validate and troubleshoot device operation

#### REQUISITE KNOWLEDGE

Completion of the following course(s) or equivalent experience:

- Public Safety LTE System Overview (AAE1603)
- Networking Essentials in Motorola Communications Equipment (NST762)



**INSTRUCTOR-LED**  
**LENGTH: 4.5 DAYS**  
**LMS COURSE CODE:**  
**LTE2007**



**CLICK HERE TO VIEW THE  
LATIN AMERICA SCHEDULE**



## OTHER COURSES

**MOSCAD NFM PROGRAMMING, MAINTENANCE AND OPERATOR (FXD010)**

**81**

**QUANTAR/QUANTRO BASE STATIONS (NST250)**

**81**



**THE LEARNING  
MANAGEMENT  
SYSTEM (LMS)**

To register for a course, go to  
[learning.motorolasolutions.com](https://learning.motorolasolutions.com)

## MOSCAD™ NFM PROGRAMMING, MAINTENANCE AND OPERATOR

### COURSE OVERVIEW

The MOSCAD Network Fault Management (NFM) course covers the programming, maintenance and operation of the:

- Site Device Manager Unit (SDM)3000 Remote Terminal Unit (RTU)
- NFM/NFM XC Remote Terminal Unit (RTU)
- SDM3000 Network Translator (SNT)
- IP Gateway
- Graphic Master Computer (GMC)

The course focuses on a detailed discussion of the different types of Network Fault Management systems, SDM3000 RTU hardware, hands-on activities with programming the RTU's, Attach Site Builder Applications for Tag Generation, Generating Tags and Files, navigating with the web browser features and the Graphic Master Computer.

### AUDIENCE

System Managers, Service Technicians, Motorola Service Center, End Users.

### COURSE OBJECTIVES

After completing this course, the student will be able to:

- Install NFM SDM3000 builder software on students' laptops
- Install NFM software on students' laptops
- Configure alarm points using SDM3000 builder
- Configure alarm points using Site Builder
- Generate Tags and Files to import alarm tags
- Use SDM Builder to Generate Tags and Files to import alarm tags
- Navigate and acknowledge alarms at the Graphic Master Computer
- Utilize the web browser features to view and configure the system
- Create Custom Tabs
- Create Custom Maps

- Describe basic planning requirements and complete a simple Fleetmap information template.
- Complete worksheets required to create a Fleetmap based on sample operational requirement information.

### REQUISITE KNOWLEDGE

Completion of the following course(s) or equivalent experience:

- Basic understanding of Windows navigation
- Laptop computer with Windows XP or newer
- Windows program files must be on the "C" directory



**INSTRUCTOR-LED**

**LENGTH: 3 DAYS**

**LMS COURSE CODE:  
FXD010**

## QUANTAR/QUANTRO BASE STATIONS

### COURSE OVERVIEW

This course is designed to give the participant the ability to align, troubleshoot and repair the QUANTAR/QUANTRO Base Station/Repeater to Motorola recommended service levels. Emphasis is placed on the use of Radio Service Software and its role in configuration, maintenance, diagnostics, alignments and optimization of the QUANTAR/QUANTRO Base Station/Repeater.

### AUDIENCE

Maintenance Technicians.

### COURSE OBJECTIVES

After completing this course, the student will be able to:

- Recall the features and capabilities of the Base Station/Repeater
- Configure a Base Station/Repeater using the Quantar Windows RSS
- Verify proper operation of a Base Station/Repeater
- Troubleshoot, align, optimize and calibrate the Base Station/Repeater using the Radio Service Software
- Troubleshoot a Base Station/Repeater to the Motorola recommended service level

### REQUISITE KNOWLEDGE

Completion of the following course(s) or equivalent experience:

- Knowledge of basic two-way FM communications theory and logic circuits or completion of Communication Systems Concepts (NST021)




**INSTRUCTOR-LED**

**LENGTH: 3.5 DAYS**

**LMS COURSE CODE:  
NST250**



# TRAINING SCHEDULE



**MOTOROLA SOLUTIONS** 2016 PRODUCT AND SYSTEMS CLASSROOM TRAINING SCHEDULE

For more information, log into the Motorola Solutions Learning Management System (LMS) before clicking on the links below: [learning.motorolasolutions.com](http://learning.motorolasolutions.com)

Instructor Courses	Total	Page	Course	Duration (in Weeks)	Jan 4 - Jan 8	Jan 11 - Jan 15	Jan 18 - Jan 22	Jan 25 - Jan 29	Feb 1 - Feb 5	Feb 8 - Feb 12	Feb 15 - Feb 19	Feb 22 - Feb 26	Feb 29 - Mar 4	Mar 7 - Mar 11
<b>Basic Training Courses</b>	12	12	12	12										
Basic Training Course 1	12	12	12	12										
Basic Training Course 2	12	12	12	12										
Basic Training Course 3	12	12	12	12										
Basic Training Course 4	12	12	12	12										
Basic Training Course 5	12	12	12	12										
Basic Training Course 6	12	12	12	12										
Basic Training Course 7	12	12	12	12										
Basic Training Course 8	12	12	12	12										
Basic Training Course 9	12	12	12	12										
Basic Training Course 10	12	12	12	12										
Basic Training Course 11	12	12	12	12										
Basic Training Course 12	12	12	12	12										
Basic Training Course 13	12	12	12	12										
Basic Training Course 14	12	12	12	12										
Basic Training Course 15	12	12	12	12										
Basic Training Course 16	12	12	12	12										
Basic Training Course 17	12	12	12	12										
Basic Training Course 18	12	12	12	12										
Basic Training Course 19	12	12	12	12										
Basic Training Course 20	12	12	12	12										
Basic Training Course 21	12	12	12	12										
Basic Training Course 22	12	12	12	12										
Basic Training Course 23	12	12	12	12										
Basic Training Course 24	12	12	12	12										
Basic Training Course 25	12	12	12	12										
Basic Training Course 26	12	12	12	12										
Basic Training Course 27	12	12	12	12										
Basic Training Course 28	12	12	12	12										
Basic Training Course 29	12	12	12	12										
Basic Training Course 30	12	12	12	12										
Basic Training Course 31	12	12	12	12										
Basic Training Course 32	12	12	12	12										
Basic Training Course 33	12	12	12	12										
Basic Training Course 34	12	12	12	12										
Basic Training Course 35	12	12	12	12										
Basic Training Course 36	12	12	12	12										
Basic Training Course 37	12	12	12	12										
Basic Training Course 38	12	12	12	12										
Basic Training Course 39	12	12	12	12										
Basic Training Course 40	12	12	12	12										
Basic Training Course 41	12	12	12	12										
Basic Training Course 42	12	12	12	12										
Basic Training Course 43	12	12	12	12										
Basic Training Course 44	12	12	12	12										
Basic Training Course 45	12	12	12	12										
Basic Training Course 46	12	12	12	12										
Basic Training Course 47	12	12	12	12										
Basic Training Course 48	12	12	12	12										
Basic Training Course 49	12	12	12	12										
Basic Training Course 50	12	12	12	12										
Basic Training Course 51	12	12	12	12										
Basic Training Course 52	12	12	12	12										
Basic Training Course 53	12	12	12	12										
Basic Training Course 54	12	12	12	12										
Basic Training Course 55	12	12	12	12										
Basic Training Course 56	12	12	12	12										
Basic Training Course 57	12	12	12	12										
Basic Training Course 58	12	12	12	12										
Basic Training Course 59	12	12	12	12										
Basic Training Course 60	12	12	12	12										
Basic Training Course 61	12	12	12	12										
Basic Training Course 62	12	12	12	12										
Basic Training Course 63	12	12	12	12										
Basic Training Course 64	12	12	12	12										
Basic Training Course 65	12	12	12	12										
Basic Training Course 66	12	12	12	12										
Basic Training Course 67	12	12	12	12										
Basic Training Course 68	12	12	12	12										
Basic Training Course 69	12	12	12	12										
Basic Training Course 70	12	12	12	12										
Basic Training Course 71	12	12	12	12										
Basic Training Course 72	12	12	12	12										
Basic Training Course 73	12	12	12	12										
Basic Training Course 74	12	12	12	12										
Basic Training Course 75	12	12	12	12										
Basic Training Course 76	12	12	12	12										
Basic Training Course 77	12	12	12	12										
Basic Training Course 78	12	12	12	12										
Basic Training Course 79	12	12	12	12										
Basic Training Course 80	12	12	12	12										
Basic Training Course 81	12	12	12	12										
Basic Training Course 82	12	12	12	12										
Basic Training Course 83	12	12	12	12										
Basic Training Course 84	12	12	12	12										
Basic Training Course 85	12	12	12	12										
Basic Training Course 86	12	12	12	12										
Basic Training Course 87	12	12	12	12										
Basic Training Course 88	12	12	12	12										
Basic Training Course 89	12	12	12	12										
Basic Training Course 90	12	12	12	12										
Basic Training Course 91	12	12	12	12										
Basic Training Course 92	12	12	12	12										
Basic Training Course 93	12	12	12	12										
Basic Training Course 94	12	12	12	12										
Basic Training Course 95	12	12	12	12										
Basic Training Course 96	12	12	12	12										
Basic Training Course 97	12	12	12	12										
Basic Training Course 98	12	12	12	12										
Basic Training Course 99	12	12	12	12										
Basic Training Course 100	12	12	12	12										

**SCHEDULE 2ND QUARTER 2016**

**SCHEDULE 3RD QUARTER 2016**

**SCHEDULE 4TH QUARTER 2016**



**DOWNLOAD THE LATIN AMERICA TRAINING SCHEDULE**

- **Easy to print:** Standalone file that is not part of this larger catalog.
- **Easier to use:** Each course is hyperlinked to its sign-up page in the Learning Management System (LMS).
- **Updated frequently:** Download the latest version for the most current training schedule.

To view the most current details for any of our courses, please register for an account (see Page 4) and log into the Motorola Solutions Learning Management System (LMS) at: [learning.motorolasolutions.com](http://learning.motorolasolutions.com) or call the helpdesk for assistance. You may also email our LMS Helpdesk at: [training.lacr@motorolasolutions.com](mailto:training.lacr@motorolasolutions.com).

Click on the above link to access the schedule or visit: [Latin America Training Schedule](#).



MOTOROLA SOLUTIONS

# LATIN AMERICA

CONTACT US



VISIT OUR LATIN AMERICA LEARNING  
WEBSITE:  
[WWW.MOTOROLASOLUTIONS.COM/  
LEARNING](http://WWW.MOTOROLASOLUTIONS.COM/LEARNING)

Our website is your portal to finding the courses to meet your unique needs. Keep up to date with the latest Latin American and Caribbean Region training news and download videos and documents.

Find information on lodging and directions to the campus. Or use the "Contact Us" function for additional questions or assistance in customizing your training program.

Motorola Solutions Learning  
8000 West Sunrise Blvd.  
Plantation, FL 33322.

**Note:** Access Entry Door 10 from N University Drive and N Marciano Blvd. This is the only entrance to our facilities. Parking is available for visitors. Please bring Photo ID to register at Front Desk. This is required to all visitors.

MOTOROLA, MOTO, MOTOROLA SOLUTIONS and the Stylized M Logo are trademarks or registered trademarks of Motorola Trademark Holdings, LLC and are used under license. All other trademarks are the property of their respective owners. ©2016 Motorola Solutions, Inc. All rights reserved.

